

City of Chilliwack – Month-End Building Permit Issuance Report June 2024

BUILDING PERMITS - June 2024												
	JUNE 2024			2024 YEAR-TO-DATE			JUNE 2023			2023 YEAR TO-DATE		
RESIDENTIAL	PERMITS	UNITS	VALUE	PERMITS	UNITS	VALUE	PERMITS	UNITS	VALUE	PERMITS	UNITS	VALUE
New single family (fee simple)	6	8	4,630,000	27	42	14,296,154	5	6	2,750,000	35	53	20,975,000
New single family (strata)	1	1	400,000	11	18	4,975,000	5	8	2,115,000	14	22	6,915,000
First Nations Lease	0	0	0	0	0	0	0	0	0	0	0	0
New 2 family duplex (fee simple)	0	0	0	0	0	0	0	0	0	1	1	400,000
New 2 family duplex (strata)	0	0	0	0	0	0	0	0	0	0	0	0
New townhouses	0	0	0	4	16	3,768,820	4	10	1,887,220	7	20	5,187,220
New apartments	1	35	6,050,000	6	321	68,200,000	1	82	14,000,000	3	206	41,500,000
Mobile / manufactured homes	1	1	218,000	2	2	458,000	0	0	0	1	1	300,000
Secondary suites, TADs, etc.	2	2	445,000	10	10	1,125,000	0	0	0	0	0	0
Miscellaneous residential	16	1	1,245,343	81	5	9,363,622	22	2	2,305,050	107	12	12,021,130
TOTAL RESIDENTIAL	27	48	12,988,343	141	414	102,186,596	37	108	23,057,270	168	315	87,298,350
COMMERCIAL	PERMITS	M2	VALUE	PERMITS	M2	VALUE	PERMITS	M2	VALUE	PERMITS	M2	VALUE
New commercial buildings	0	0	0	2	815	625,000	2	3,844	13,500,000	3	4,280	18,500,000
Misc. commercial (additions, improvements, etc.)	11	0	6,285,000	41	0	13,828,100	7	0	1,004,000	32	0	10,340,600
Commercial Signs	6	0	56,485	30	0	303,288	7	0	90,780	42	0	436,964
TOTAL COMMERCIAL	17	0	6,341,485	73	815	14,756,388	16	3,844	14,594,780	77	4,280	29,277,564
INDUSTRIAL	PERMITS	M2	VALUE	PERMITS	M2	VALUE	PERMITS	M2	VALUE	PERMITS	M2	VALUE
New industrial buildings	0	0	0	1	1,872	3,200,000	0	0	0	3	14,713	31,350,000
Misc. industrial (additions, improvements, etc.)	0	0	0	3	3,152	4,485,000	3	0	180,000	9	0	497,000
TOTAL INDUSTRIAL	0	0	0	4	5,024	7,685,000	3	0	180,000	12	14,713	31,847,000
INSTITUTIONAL	PERMITS	M2	VALUE	PERMITS	M2	VALUE	PERMITS	M2	VALUE	PERMITS	M2	VALUE
New institutional buildings	0	0	0	0	0	0	0	0	0	0	0	0
Misc. institutional (additions, improvements, etc.)	0	0	0	3	0	6,049,653	2	0	1,650,000	5	906	5,850,000
TOTAL INSTITUTIONAL	0	0	0	3	0	6,049,653	2	0	1,650,000	5	906	5,850,000
AGRICULTURAL	PERMITS	M2	VALUE	PERMITS	M2	VALUE	PERMITS	M2	VALUE	PERMITS	M2	VALUE
New agricultural buildings	2	179	370,000	16	26,191	9,477,000	2	962	600,000	17	11,805	4,903,186
Misc. agricultural (additions, etc.)	1	195	100,000	4	1,755	850,000	0	0	0	8	3,996	1,811,000
TOTAL AGRICULTURAL	3	374	470,000	20	27,946	10,327,000	2	962	600,000	25	15,801	6,714,186
OTHER	JUNE 2024	2024 YEAR-TO-DATE	JUNE 2023	2023 YEAR-TO-DATE	BUILDING INSPECTIONS							
Demolition	6	39	7	35	JUNE 2024							
Service Permits	3	14	2	16	2024 YEAR-TO-DATE							
					JUNE 2023							
					2023 YEAR-TO-DATE							
MONTH-END TOTALS	JUNE 2024			2024 YEAR-TO-DATE			JUNE 2023			2023 YEAR TO-DATE		
	PERMITS	UNITS	VALUE	PERMITS	UNITS	VALUE	PERMITS	UNITS	VALUE	PERMITS	UNITS	VALUE
	56	48	19,799,828	294	414	141,004,637	69	108	40,082,050	338	315	160,987,100

City of Chilliwack – Month-End Building Permit Issuance Report June 2024

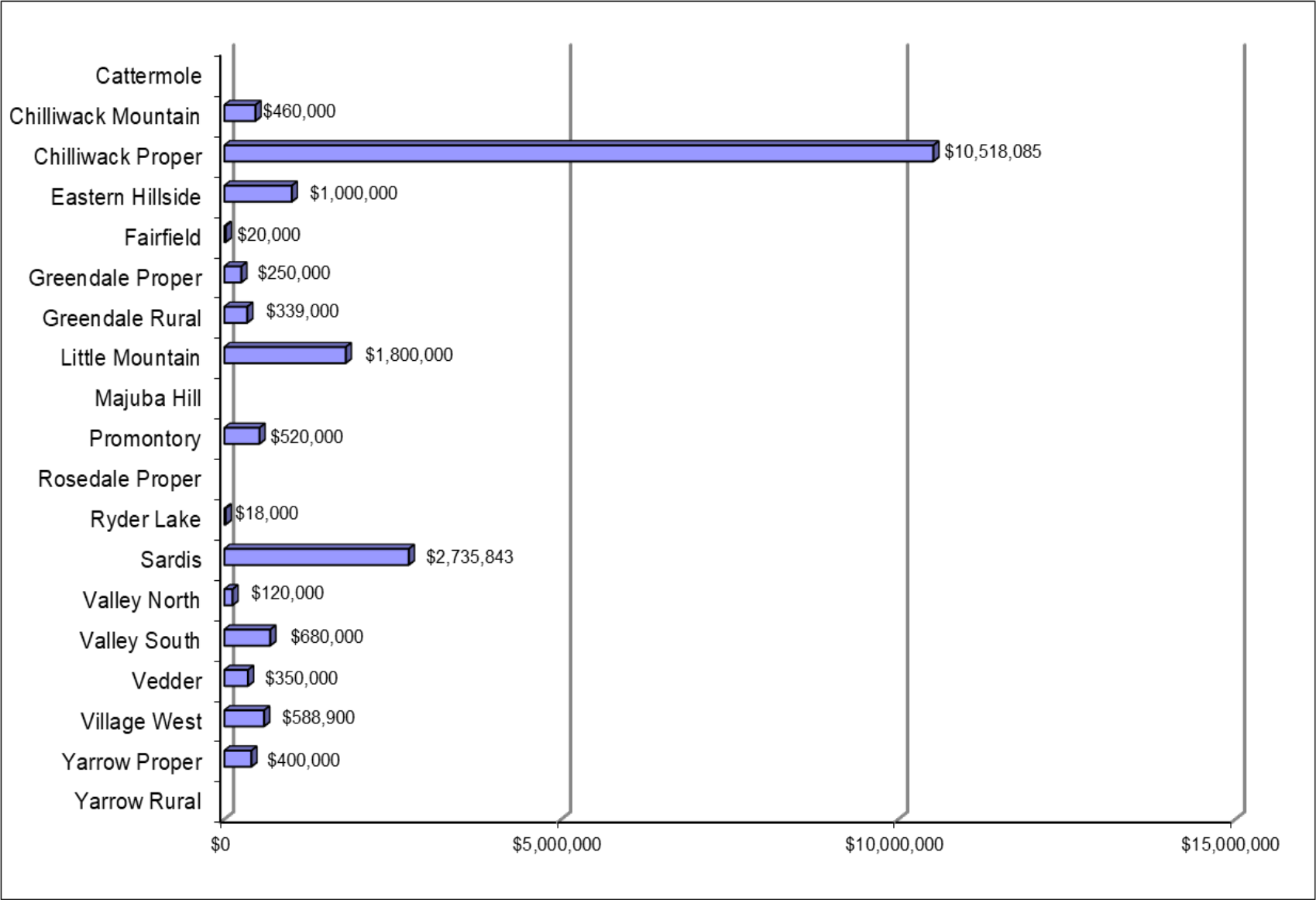
BUILDING PERMITS REPORT			
JUNE 2024			
PERMITS	PERMIT TYPE	UNITS	VALUE
7	Single Family Dwellings	9	\$5,030,000
0	First Nations Lease	0	\$0
0	New Two-Family Dwellings	0	\$0
1	New Multi-Family Dwellings	35	\$6,050,000
	AREA 1 - 9298 YOUNG RD - 35 UNIT APARTMENT W/COMMERICAL - \$6,050,000		
3	Mobile Homes, Secondary Suites, TADs, etc.	3	\$663,000
0	Townhouses	0	\$0
16	Miscellaneous Residential Permits	1	\$1,245,343
PERMITS	PERMIT TYPE	AREA (M ²)	VALUE
0	New Commercial Permits	0	\$0
17	Miscellaneous Commercial Permits	0	\$6,285,000
	AREA 1 - 45959 WELLINGTON AVE - COMMERICAL RENO - \$3,200,000		
	AREA 1 - 2-45610 YALE - PERSONAL SERVICES - \$220,000		
	AREA 1 - 45873 WELLINGTON AVE - RESTAURANT - \$300,000		
	AREA 2 - 45610 LUCKAKUCK WAY - RESTAURANT - \$1,100,000		
	AREA 2 - 43971 INDUSTRIAL WAY - RETAIL - \$530,000		
	AREA 3 - 108-7670 VEDDER RD - RETAURANT - \$800,000		
0	New Industrial Permits	0	\$0
0	Miscellaneous Industrial Permits	0	\$0
0	New Institutional Permits	0	\$0
0	Miscellaneous Institutional Permits	0	\$0
3	Agricultural Permits	374	\$470,000
	AREA 2 - 42525 SOUTH SUMAS RD - STORAGE - \$250,000		
6	Demolition Permits	N/A	N/A
3	Service Permits	N/A	N/A
TOTALS			
TOTAL PERMITS ISSUED			56
TOTAL NUMBER DWELLING UNITS			48
TOTAL AREA (M ²) (NON-RESIDENTIAL)			374
TOTAL VALUE OF CONSTRUCTION			\$19,799,828

City of Chilliwack – Month-End Building Permit Issuance Report June 2024

CITY OF CHILLIWACK - MUN. DEV. BLDG PERMITS - MONTH-END REPORT - NEIGHBOURHOODS						
	JUNE 2024			2024 YEAR-TO-DATE		
	Permits	Units	Value	Permits	Units	Value
Cattermole				0	0	
Chilliwack Mountain	3	1	\$460,000	6	9	\$2,867,000
Chilliwack Proper	17	37	\$10,518,085	82	172	\$47,822,648
Eastern Hillside	2	1	\$1,000,000	12	15	\$5,176,000
Fairfield	2	0	\$20,000	6	0	\$80,000
Greendale Proper	1	0	\$250,000	3	0	\$274,020
Greendale Rural	5	1	\$339,000	13	1	\$2,961,000
Little Mountain	1	2	\$1,800,000	2	2	\$1,800,500
Majuba Hill				3	1	\$575,360
Promontory	4	1	\$520,000	15	7	\$2,202,259
Rosedale Proper				4	1	\$403,000
Ryder Lake	1	0	\$18,000	5	1	\$628,000
Sardis	11	3	\$2,735,843	54	137	\$31,760,756
Valley North	2	0	\$120,000	18	2	\$6,650,500
Valley South	1	1	\$680,000	6	2	\$3,381,154
Vedder	1	0	\$350,000	28	58	\$28,443,105
Village West	3	0	\$588,900	15	0	\$1,596,735
Yarrow Proper	2	1	\$400,000	11	4	\$2,532,600
Yarrow Rural				10	2	\$1,850,000
Other				1	0	
TOTALS	56	48	\$19,799,828	294	414	\$141,004,637

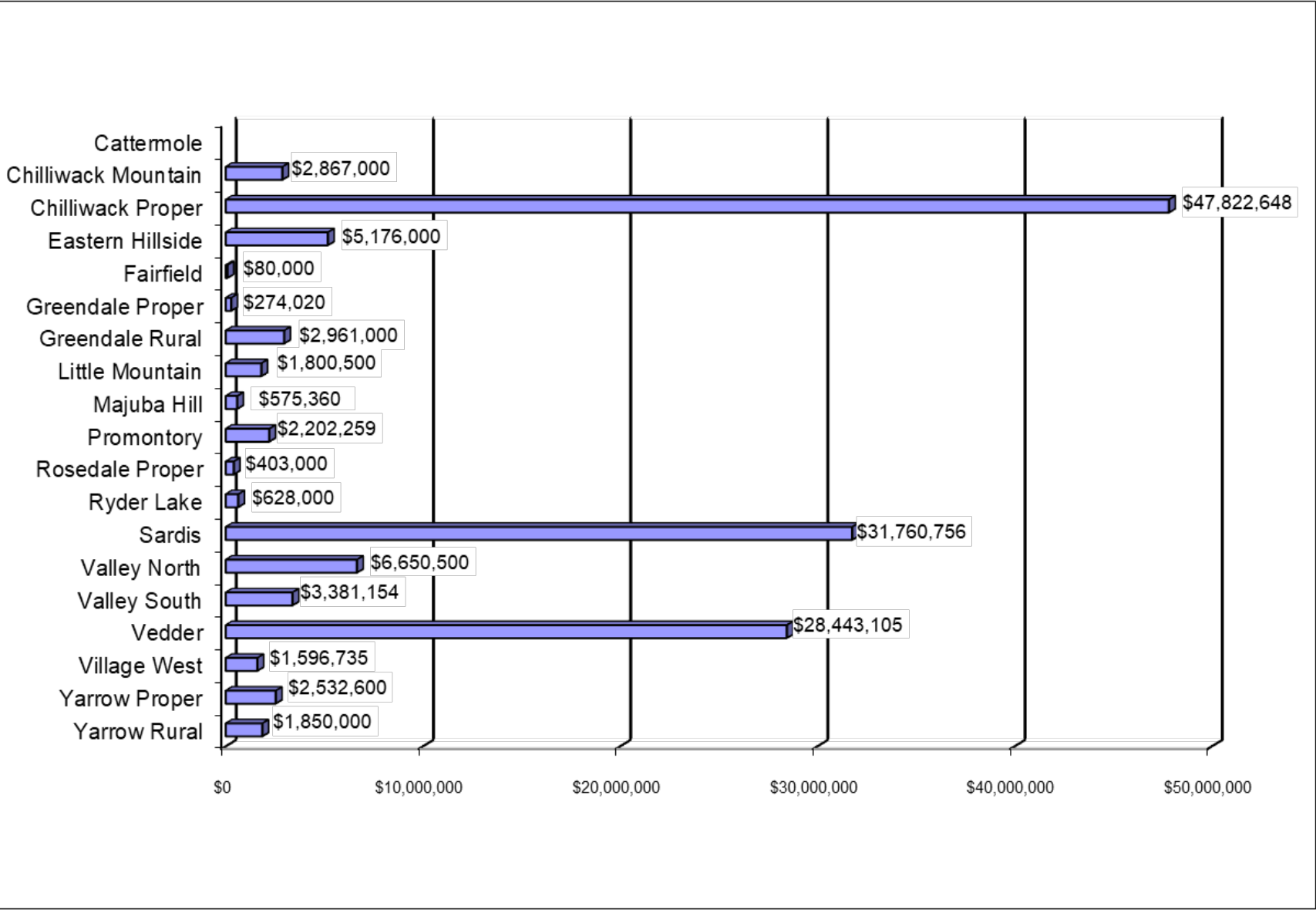
City of Chilliwack – Month-End Building Permit Issuance Report June 2024

JUNE 2024



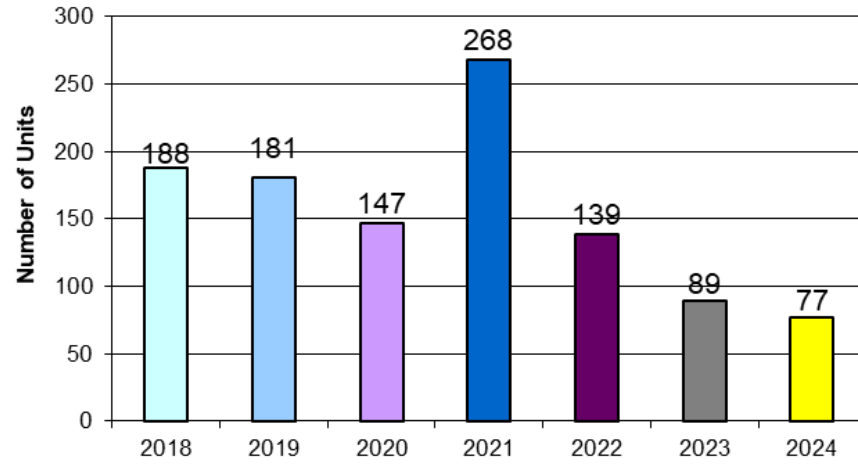
City of Chilliwack – Month-End Building Permit Issuance Report June 2024

Year-to-Date 2024

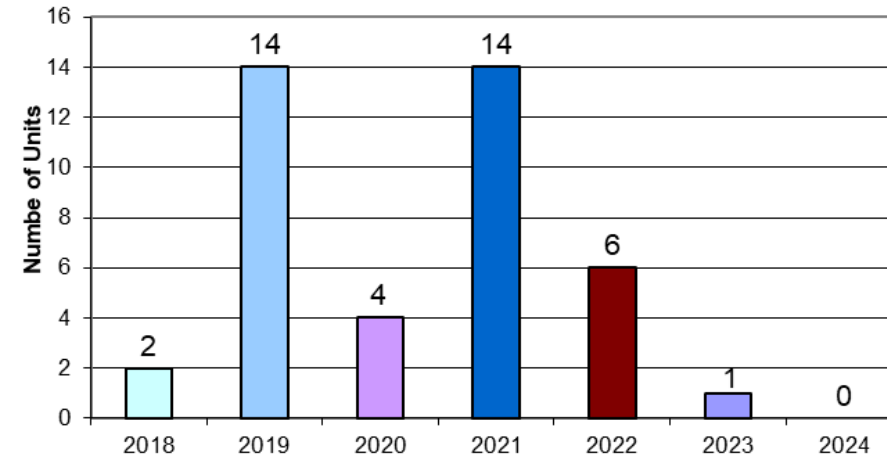


City of Chilliwack – Month-End Building Permit Issuance Report June 2024

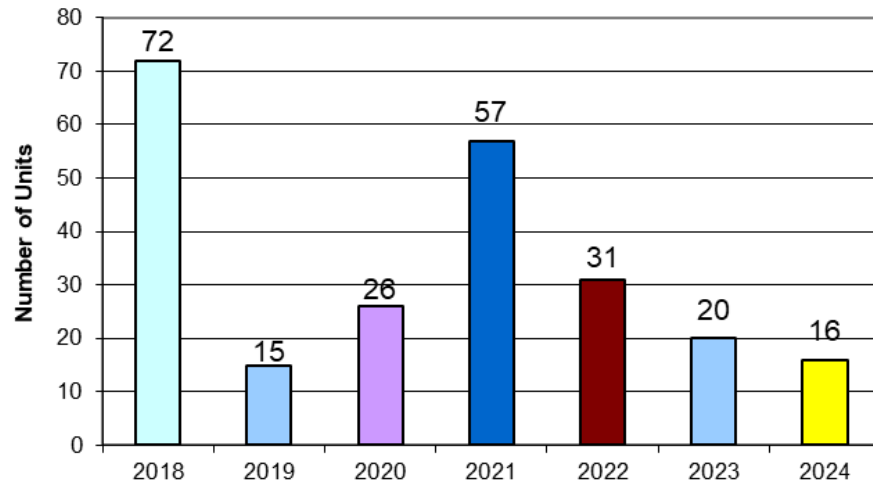
Single-Family Dwellings Year-to-Date June 2024



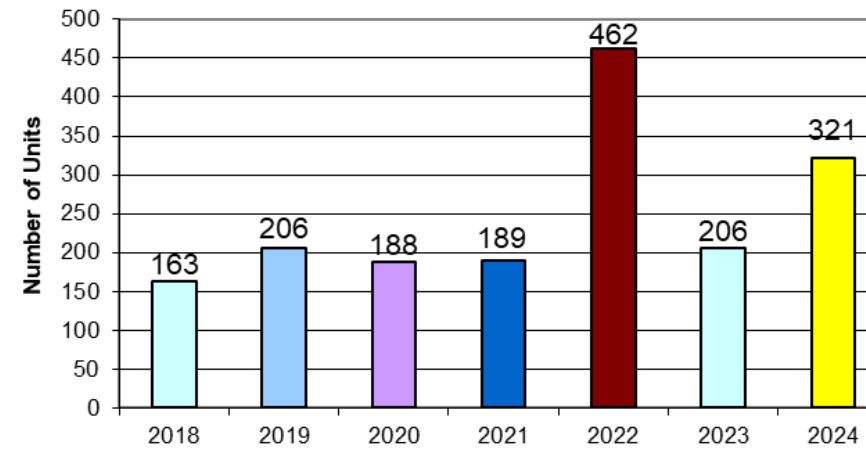
2-Family Dwellings Year-to-Date June 2024



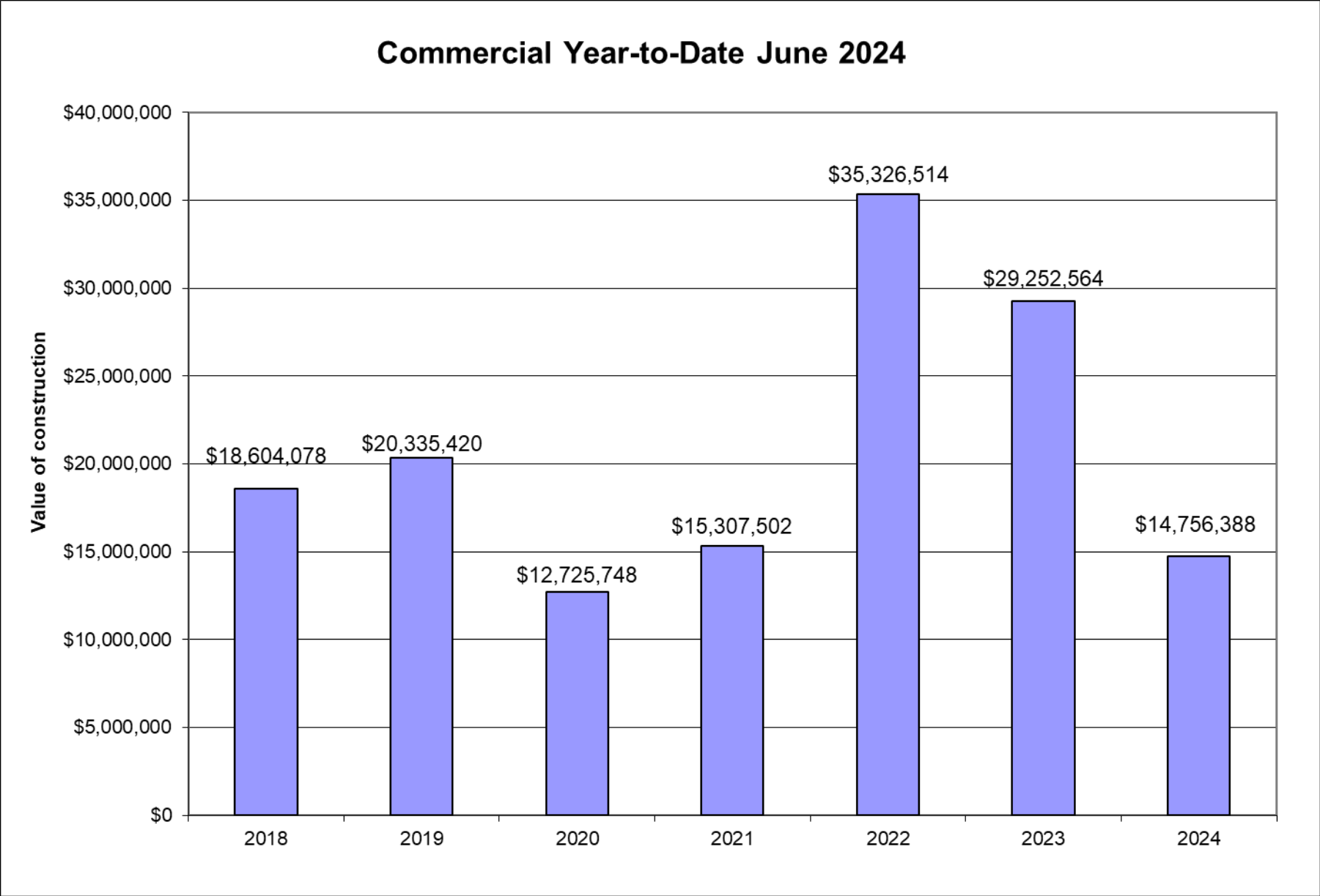
Townhouses Year-to-Date June 2024

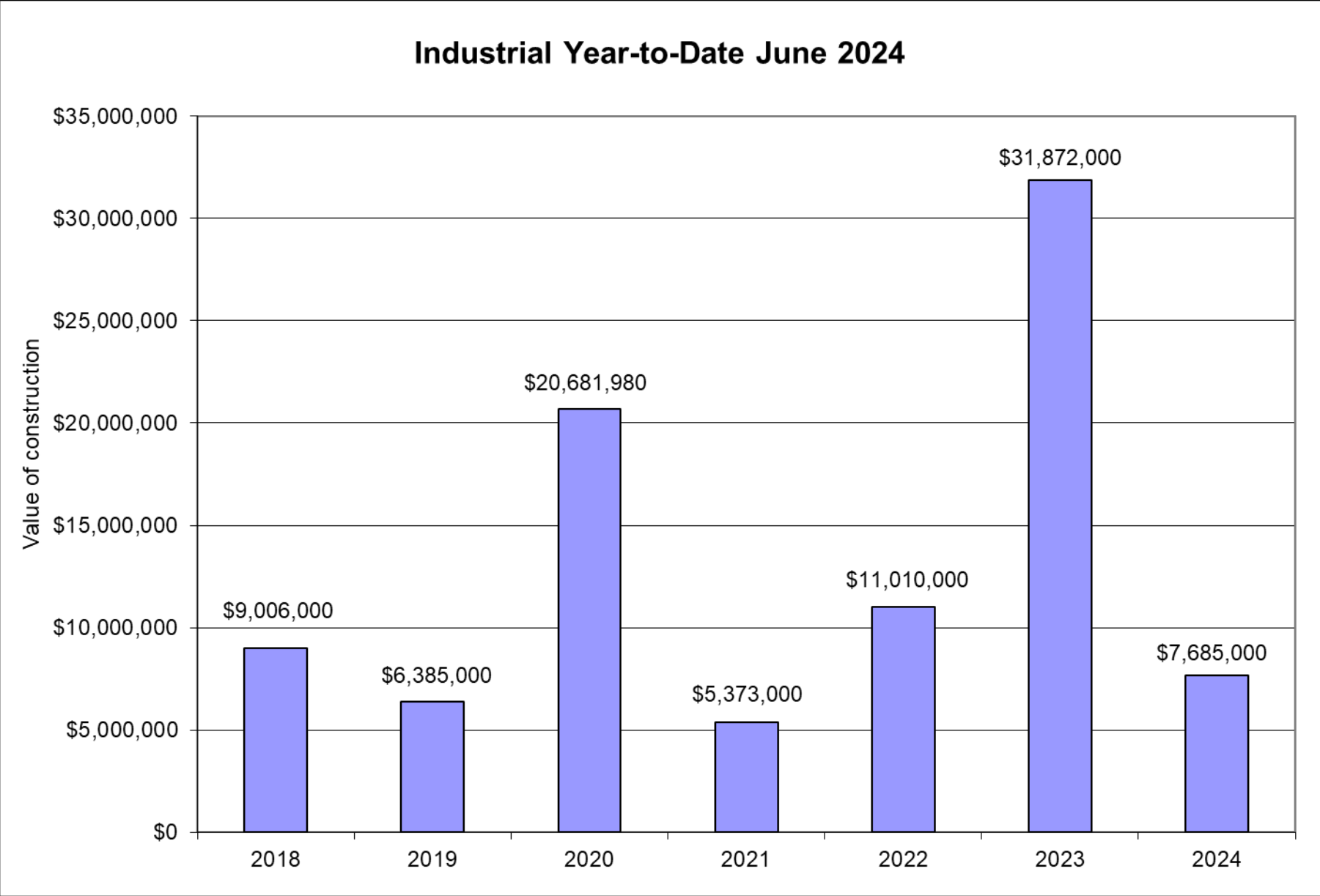


Multi-Family Apartments Year-to-Date June 2024



City of Chilliwack – Month-End Building Permit Issuance Report June 2024





City of Chilliwack – Month-End Building Permit Issuance Report June 2024

