

CITY OF CHILLIWACK - MUN. DEV. BLDG PERMITS - MONTH-END REPORT -- NEIGHBOURHOODS						
	June 2023			2023 Year-to-Date		
	Permits	Units	Value	Permits	Units	Value
Cattermole	0	0	\$0	0	0	\$0
Chilliwack Mountain	0	0	\$0	8	12	\$5,505,950
Chilliwack Proper	18	0	\$14,275,600	85	59	\$32,182,933
Eastern Hillside	2	2	\$465,000	10	16	\$4,185,000
Fairfield	1	0	\$8,000	10	2	\$964,000
Greendale Proper	1	0	\$157,000	3	2	\$1,557,000
Greendale Rural	3	1	\$1,375,000	22	5	\$5,441,925
Little Mountain	0	0	\$0	2	0	\$0
Majuba Hill	0	0	\$0	2	0	\$580,000
Promontory	3	2	\$674,150	9	7	\$1,893,150
Rosedale Proper	0	0	\$0	3	0	\$24,800
Ryder Lake	2	2	\$850,000	8	5	\$2,596,000
Sardis	11	90	\$16,762,000	42	100	\$27,021,835
Valley North	4	0	\$802,800	27	3	\$7,298,506
Valley South	3	0	\$300,000	12	2	\$2,176,200
Vedder	16	10	\$3,332,500	48	90	\$21,646,175
Village West	3	0	\$180,000	19	0	\$35,752,416
Yarrow Proper	1	0	\$50,000	20	8	\$5,756,210
Yarrow Rural	1	1	\$850,000	8	4	\$6,405,000
TOTALS	69	108	\$40,082,050	338	315	\$160,987,100

BUILDING PERMITS - JUNE 2023


	JUNE 2023			2023 YEAR-TO-DATE			JUNE 2022			2022 YEAR TO-DATE		
	PERMITS	UNITS	VALUE	PERMITS	UNITS	VALUE	PERMITS	UNITS	VALUE	PERMITS	UNITS	VALUE
RESIDENTIAL												
New single family (fee simple)	5	6	2,750,000	35	53	20,975,000	12	20	7,295,960	69	110	41,316,250
New single family (strata)	5	8	2,115,000	14	22	6,915,000	1	2	320,000	0	0	0
First Nations Lease	0	0	0	0	0	0	0	0	0	0	0	0
New 2 family duplex (fee simple)	0	0	0	1	1	400,000	0	0	0	0	0	0
New 2 family duplex (strata)	0	0	0	0	0	0	0	0	0	3	6	1,620,000
New townhouses	4	10	1,887,220	7	20	5,187,220	1	4	1,200,000	8	31	8,403,960
New apartments	1	82	14,000,000	3	206	41,500,000	0	0	0	6	462	97,462,784
Mobile / manufactured homes	0	0	0	1	1	300,000	1	1	18,000	2	1	100,560
Secondary suites, TADs, etc	0	0	0	0	0	0	0	0	0	4	4	142,500
Miscellaneous residential	22	2	2,305,050	107	12	12,021,130	17	8	1,098,760	118	23	15,138,910
TOTAL RESIDENTIAL	37	108	23,057,270	168	315	87,298,350	32	35	9,932,720	210	637	164,184,964
COMMERCIAL	PERMITS	M2	VALUE	PERMITS	M2	VALUE	PERMITS	M2	VALUE	PERMITS	M2	VALUE
New commercial buildings	2	3,844	13,500,000	3	4,280	18,500,000	3	6,303	7,050,000	5	22,450	23,423,358
Misc commercial (additions, improvements, etc)	7	0	1,004,000	32	0	10,340,600	5	0	520,000	37	977	11,159,600
Commercial Signs	7	0	90,780	42	0	436,964	7	0	153,757	25	0	743,556
TOTAL COMMERCIAL	16	3,844	14,594,780	77	4,280	29,277,564	15	6,303	7,723,757	67	23,427	35,326,514
INDUSTRIAL	PERMITS	M2	VALUE	PERMITS	M2	VALUE	PERMITS	M2	VALUE	PERMITS	M2	VALUE
New industrial buildings	0	0	0	3	14,713	31,350,000	1	2,179	1,800,000	5	9,879	10,600,000
Misc industrial (additions, improvements, etc)	3	0	180,000	9	0	497,000	1	109	60,000	5	297	410,000
TOTAL INDUSTRIAL	3	0	180,000	12	14,713	31,847,000	2	2,288	1,860,000	10	10,176	11,010,000
INSTITUTIONAL	PERMITS	M2	VALUE	PERMITS	M2	VALUE	PERMITS	M2	VALUE	PERMITS	M2	VALUE
New institutional buildings	0	0	0	0	0	0	1	0	1,800,000	1	0	118,000
Misc institutional (additions, improvements, etc)	2	0	1,650,000	5	906	5,850,000	0	0	0	2	0	2,250,000
TOTAL INSTITUTIONAL	2	0	1,650,000	5	906	5,850,000	1	0	1,800,000	3	0	2,368,000
AGRICULTURAL	PERMITS	M2	VALUE	PERMITS	M2	VALUE	PERMITS	M2	VALUE	PERMITS	M2	VALUE
New agricultural buildings	2	962	600,000	17	11,805	4,903,186	1	168	60,000	13	70,768	8,081,251
Misc agricultural (additions, etc)	0	0	0	8	3,996	1,811,000	1	284	250,000	8	3,313	1,717,000
TOTAL AGRICULTURAL	2	962	600,000	25	15,801	6,714,186	2	452	310,000	21	74,081	9,798,251
OTHER	PERMITS	Yr-to-date	2022 PRMT	2022 Yr-to-Date	BUILDING INSPECTIONS JUNE 2023 1,115 2023 YEAR-TO-DATE: 4,443 JUNE 2022 1,120 2022 YEAR-TO-DATE 6,074							
Demolition	7	35	9	35								
Service Permits	2	16	8	34								
MONTH-END TOTALS	PERMITS	UNITS	VALUE	PERMITS	UNITS	VALUE	PERMITS	UNITS	VALUE	PERMITS	UNITS	VALUE
	69	108	40,882,950	338	315	180,987,100	69	33	21,626,477	380	637	222,687,729

BUILDING PERMITS REPORT
June 2023

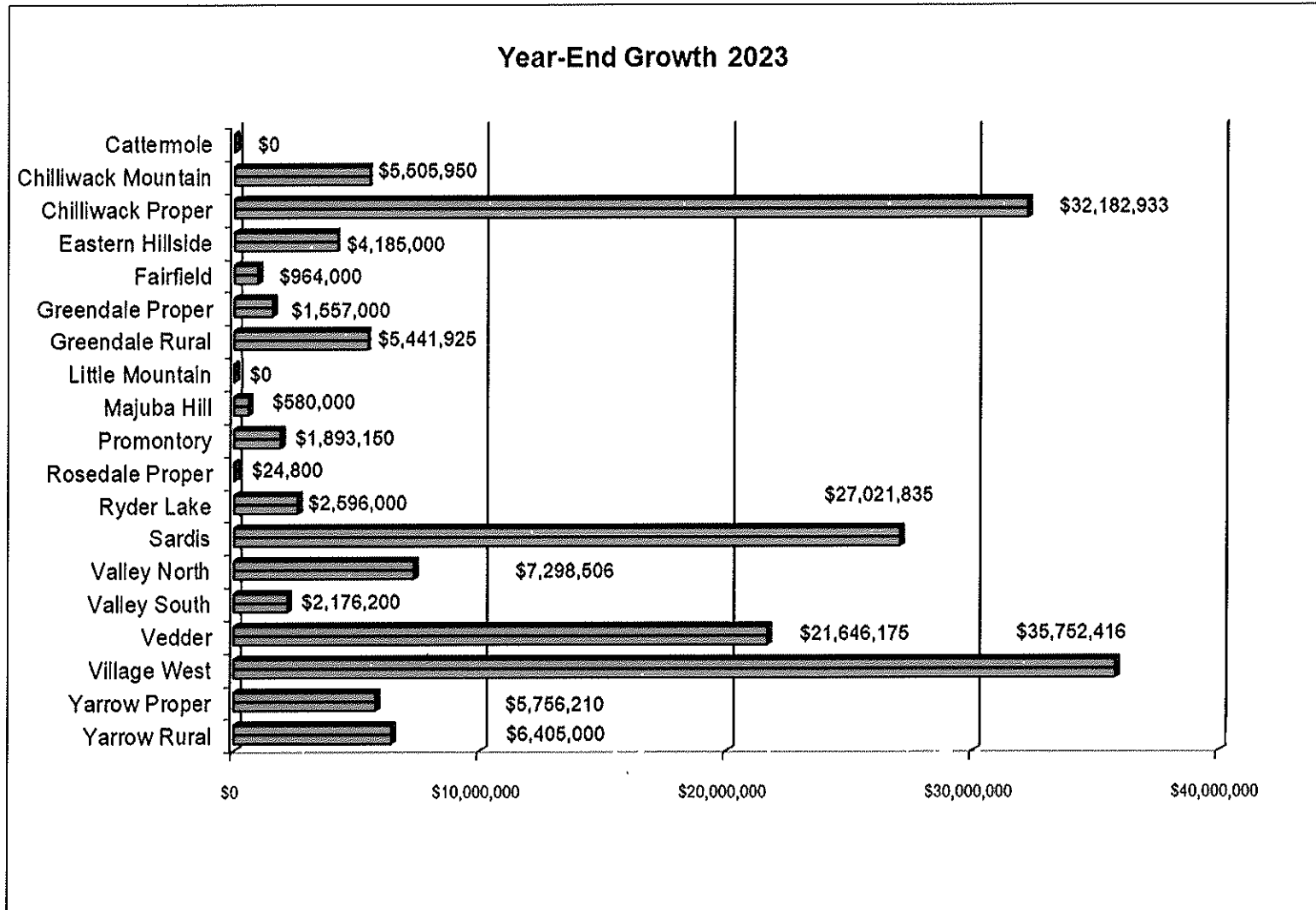
<u>PERMITS</u>	<u>TYPE</u>	<u>UNITS</u>	<u>VALUE</u>
10	Single Family Dwellings	14	\$4,865,000
0	First Nations Lease	0	\$0
0	New Two-Family Dwellings	0	\$0
1	New Multi-Family Dwellings	82	\$14,000,000
	Area 2 - 45551 Knight - New Apt Bldg - \$14,000,000		
	Area 2 - 44405 Freshwater - Townhouses - \$1,887,220		
0	Mobile Homes, TADs, etc.	0	\$0
4	Townhouses	10	\$1,887,220
22	Miscellaneous Residential Permits	2	\$2,305,050
		<u>Area (M²)</u>	
2	New Commercial Permits	3,844	\$13,500,000
	Area 1 - 45960 Alexander - New Commercial Bldg - \$1,500,000		
	Area 1 - 45890 Hocking - New Office Bldg - \$12,000,000		
14	Miscellaneous Commercial Permits	0	\$1,004,000
0	New Industrial Permits	0	\$0
3	Misc. Industrial Permits	0	\$180,000
0	New Institutional Permits	0	\$0
2	Miscellaneous Institutional Permits	0	\$1,650,000
	Area 2 - 5685 Unsworth - Bldg Envelope Remediation - \$850,000		
	Area 3 - 45850 Promontory - Bldg Envelope Remediation - \$800,000		
2	Agricultural Permits	962	\$600,000
	Area 4 - 11430 Gill - Agri Storage Bldg - \$300,000		
	Area 4 - 8272 Upper Prairie - Agri Storage Bldg - \$300,000		
7	Demolition Permits	N/A	
2	Service Permits	N/A	
TOTAL PERMITS ISSUED		69	
TOTAL NUMBER DWELLING UNITS		108	
TOTAL AREA (M²) (NON-RESIDENTIAL)		4,806	
TOTAL VALUE OF CONSTRUCTION		\$40,082,050	

City of Chilliwack – Month-End Building Permit Issuance Report June 2023

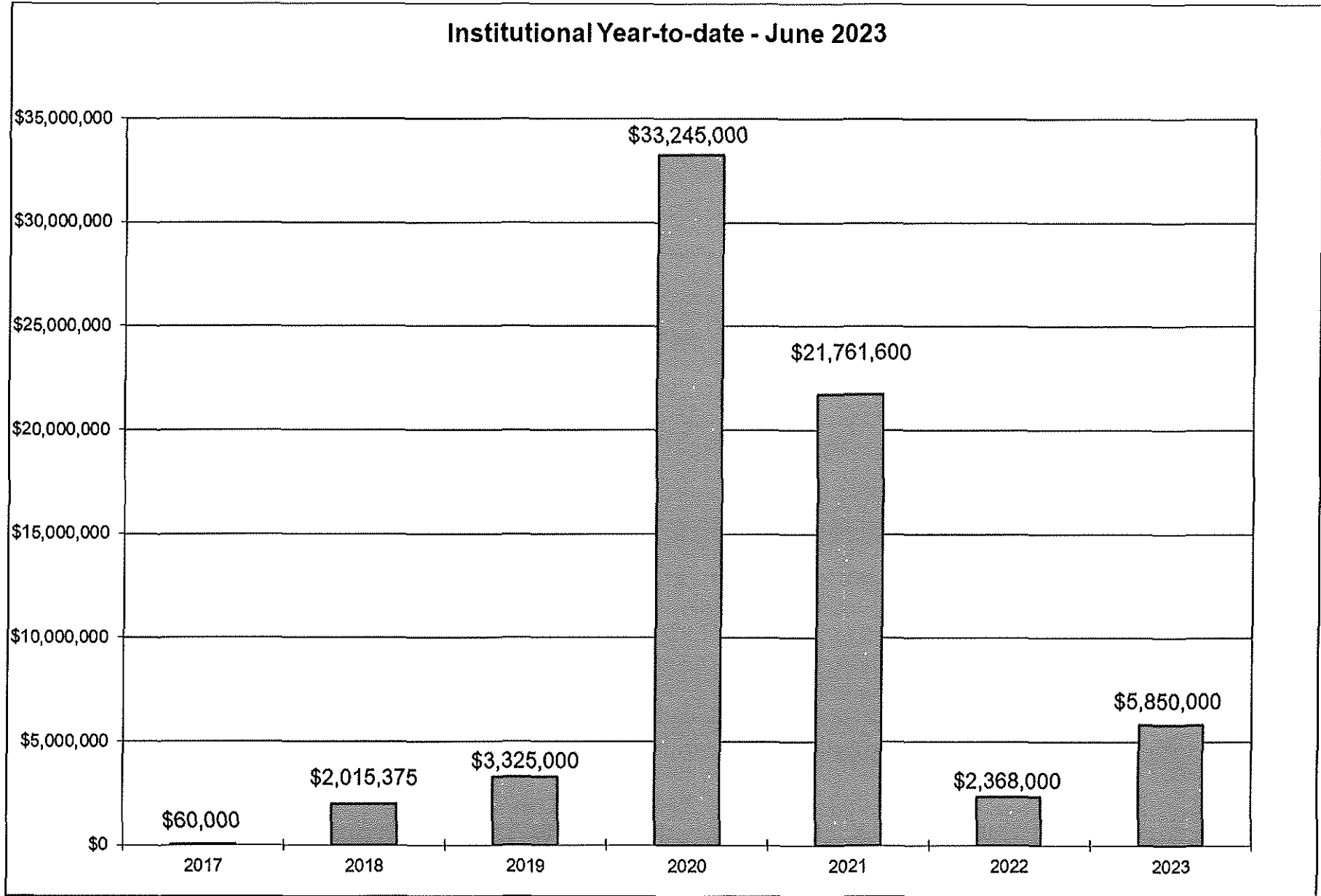
June 2023



City of Chilliwack – Month-End Building Permit Issuance Report June 2023

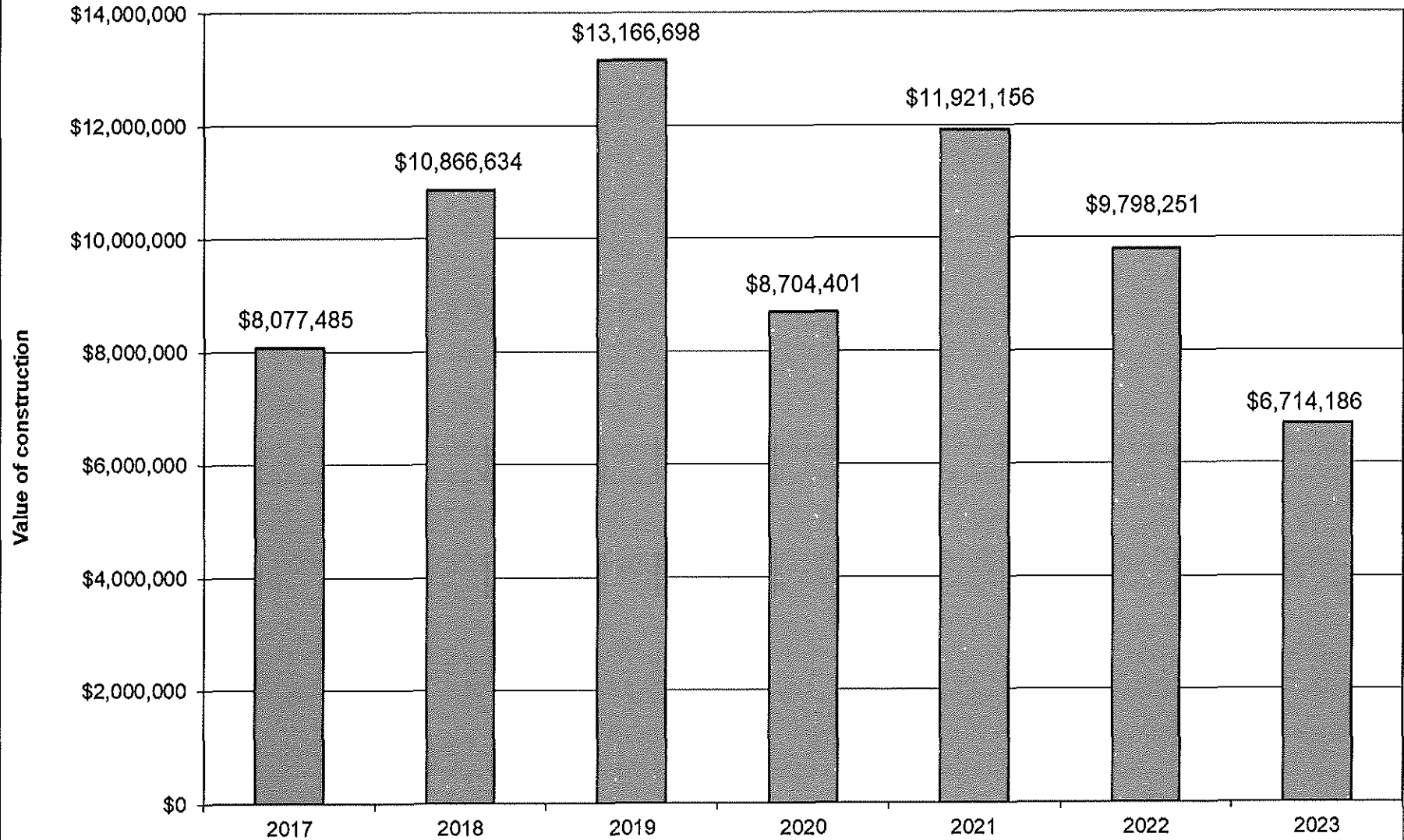


City of Chilliwack – Month-End Building Permit Issuance Report June 2023



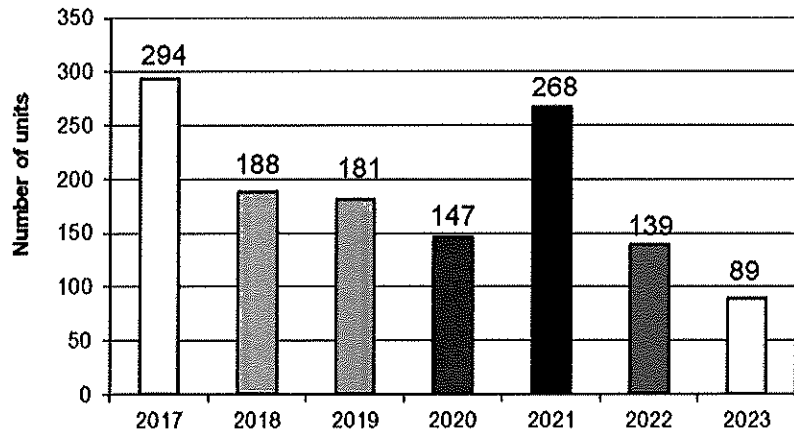
City of Chilliwack – Month-End Building Permit Issuance Report June 2023

Agricultural Year-to-date June 2023

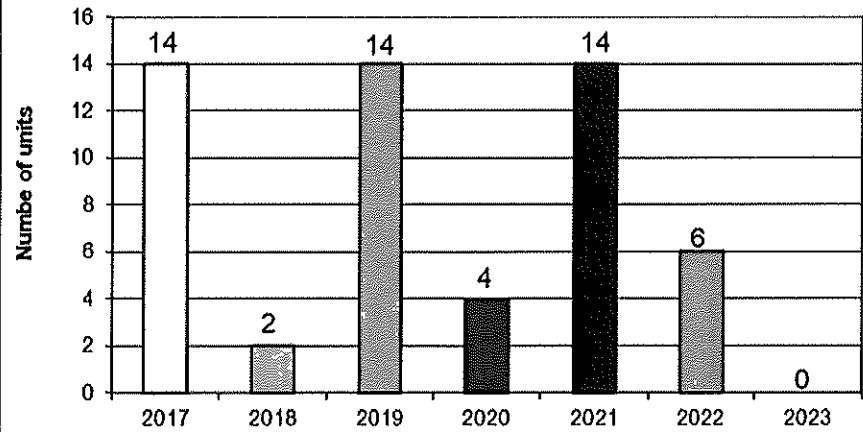


City of Chilliwack – Month-End Building Permit Issuance Report June 2023

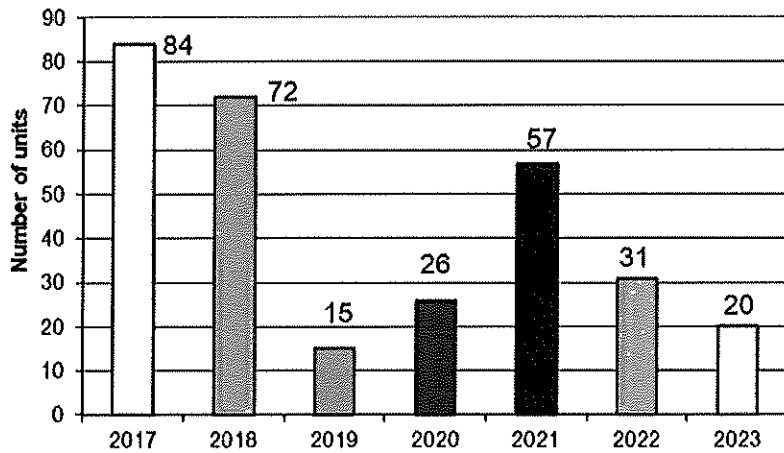
**Single Family Year-to-date
June 2023**



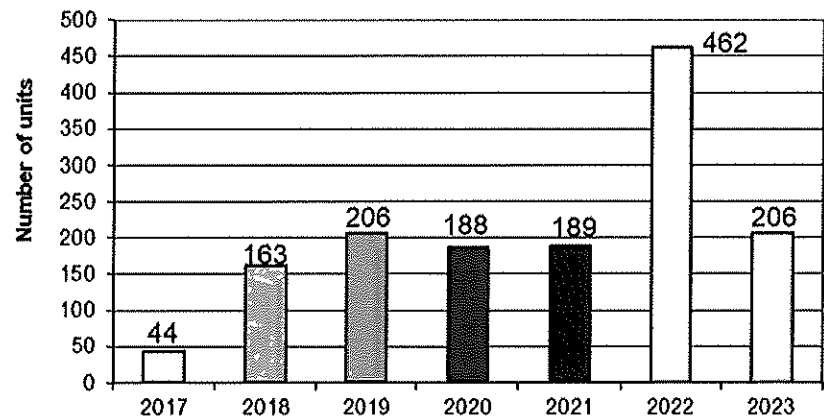
**2-Family Dwellings Year-to-date
June 2023**



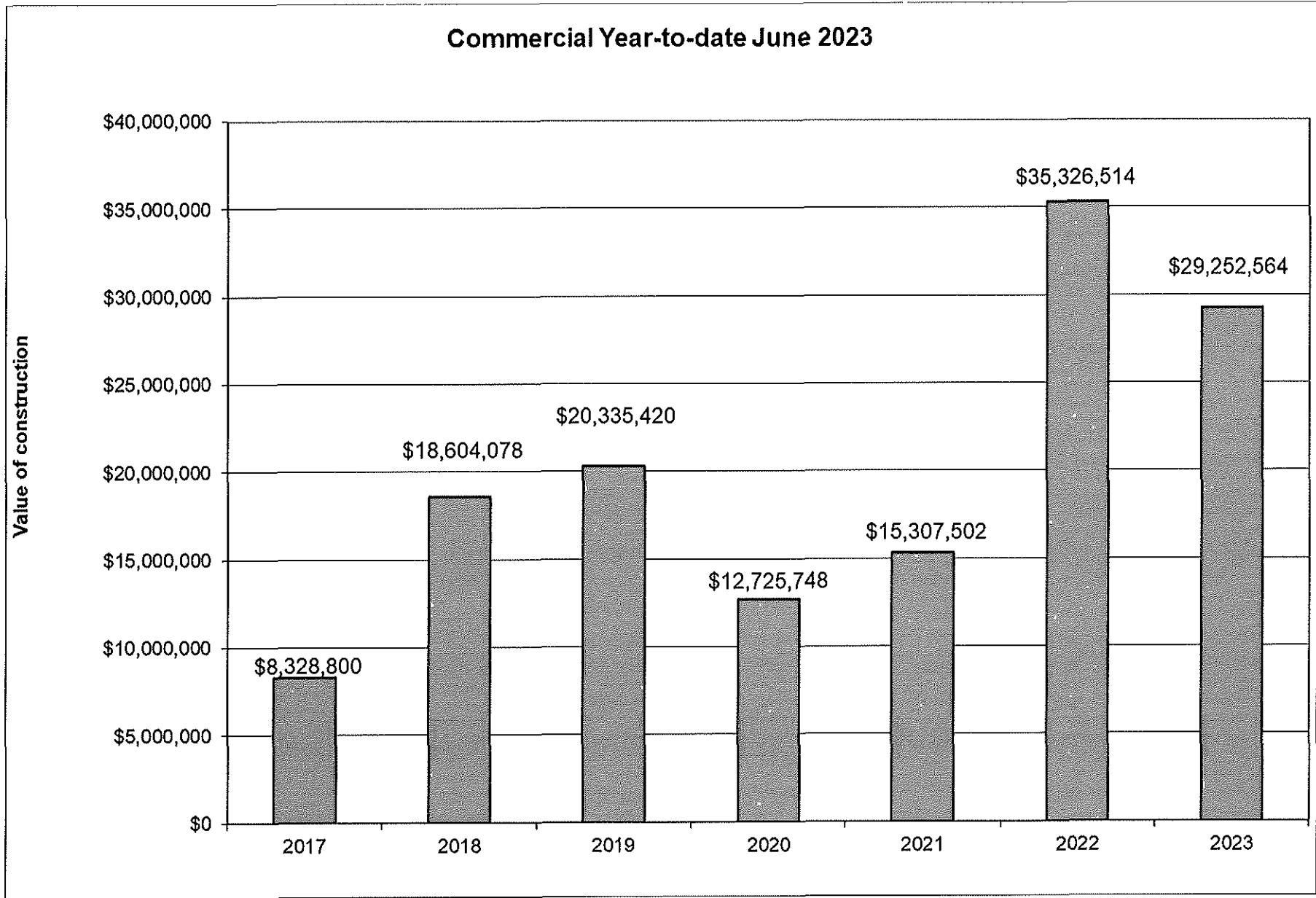
Townhouses Year-to-date June 2023



**Multi-Family Apts Year-to-date
June 2023**



City of Chilliwack – Month-End Building Permit Issuance Report June 2023



City of Chilliwack – Month-End Building Permit Issuance Report June 2023

