

CITY OF CHILLIWACK - MUN. DEV. BLDG PERMITS - MONTH-END REPORT -- NEIGHBOURHOODS						
	May 2022			2022 Year-to-Date		
	Permits	Units	Value	Permits	Units	Value
Cattermole	0	0	\$0	0	0	\$0
Chilliwack Mountain	0	0	\$0	5	10	\$3,900,000
Chilliwack Proper	13	3	\$5,960,000	61	266	\$57,721,126
Eastern Hillside	9	13	\$4,021,500	25	34	\$10,779,740
Fairfield	0	0	\$0	12	11	\$3,049,585
Greendale Proper	0	0	\$0	3	2	\$902,000
Greendale Rural	3	0	\$1,295,000	28	4	\$10,086,165
Little Mountain	1	1	\$200,000	4	2	\$525,000
Majuba Hill	0	0	\$0	2	2	\$950,000
Promontory	5	3	\$1,233,500	29	37	\$10,876,900
Rosedale Proper	4	1	\$705,000	5	2	\$968,815
Ryder Lake	2	1	\$1,026,520	2	1	\$1,026,520
Sardis	12	2	\$3,295,500	38	101	\$44,664,898
Valley North	7	1	\$1,392,000	23	5	\$5,346,211
Valley South	1	0	\$17,000	8	1	\$1,052,000
Vedder	8	14	\$3,703,960	34	120	\$34,459,232
Village West	2	0	\$2,570,000	9	0	\$9,284,500
Yarrow Proper	0	0	\$0	13	2	\$1,131,000
Yarrow Rural	1	0	\$300,000	10	2	\$4,337,560
TOTALS	68	39	\$25,719,980	311	602	\$201,061,252

BUILDING PERMITS - MAY 2022

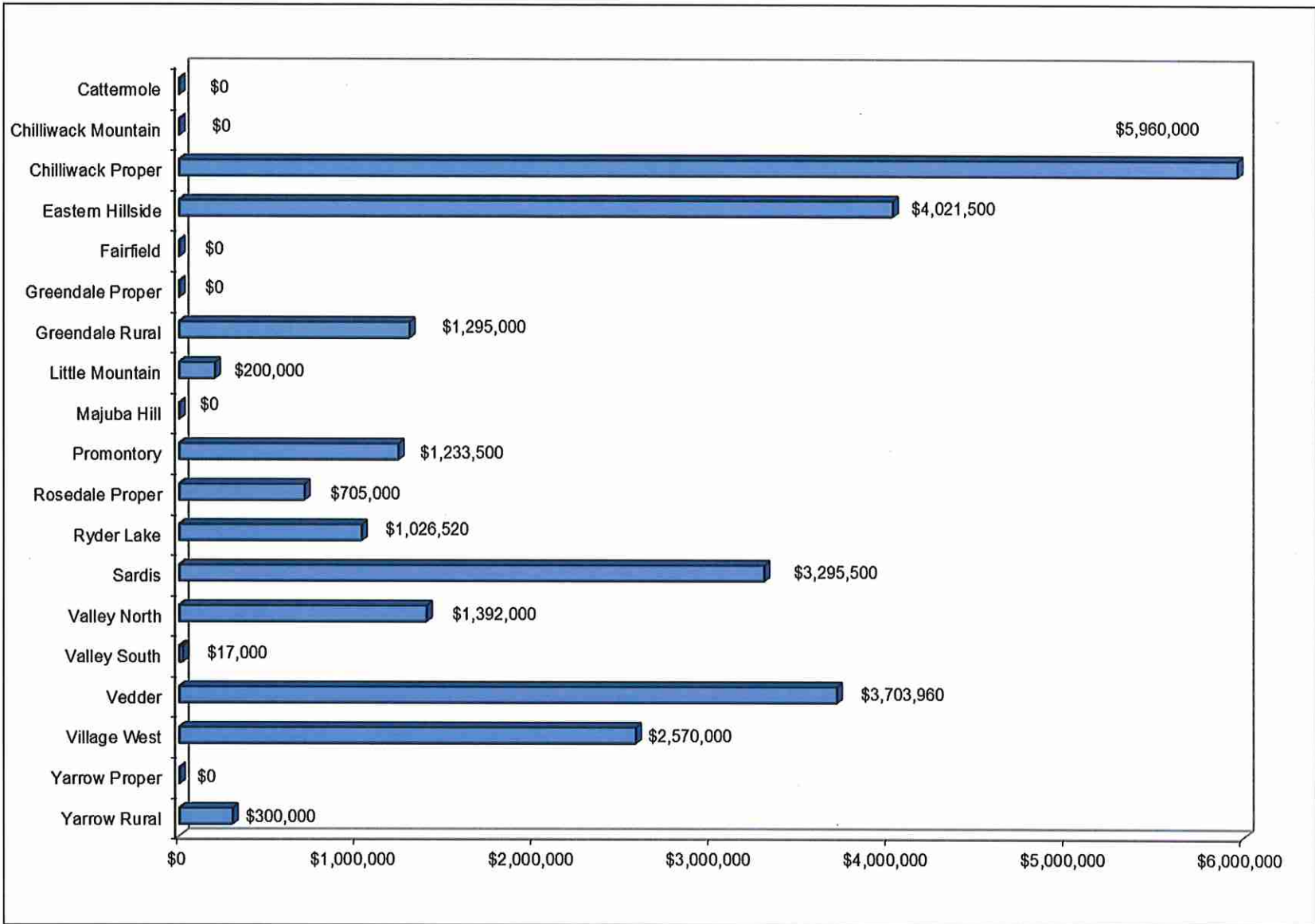
	MAY 2022			2022 YEAR-TO-DATE			MAY 2021			2021 YEAR TO-DATE		
RESIDENTIAL	PERMITS	UNITS	VALUE	PERMITS	UNITS	VALUE	PERMITS	UNITS	VALUE	PERMITS	UNITS	VALUE
New single family (fee simple)	13	20	7,586,520	48	71	29,454,630	16	20	6,594,826	107	139	42,405,436
New single family (strata)	0	0	0	9	18	4,345,660	4	6	1,475,000	31	42	10,067,924
First Nations Lease	0	0	0	0	0	0	0	0	0	0	0	0
New 2 family duplex (fee simple)	0	0	0	0	0	0	1	2	500,000	7	14	4,013,262
New 2 family duplex (strata)	3	6	1,620,000	3	6	1,620,000	0	0	0	0	0	0
New townhouses	2	8	1,753,960	7	27	7,203,960	3	12	2,290,000	10	50	10,550,000
New apartments	0	0	0	6	462	97,462,784	0	0	0	3	189	31,700,000
Mobile / manufactured homes	0	0	0	0	0	0	3	5	763,632	8	10	1,563,137
Secondary suites, TADs, etc.	0	0	0	4	4	142,500	4	4	130,000	14	14	862,426
Miscellaneous residential	26	5	5,044,500	101	14	14,022,710	38	5	3,116,732	128	12	9,866,375
TOTAL RESIDENTIAL	44	39	16,004,980	178	602	154,252,244	69	54	14,870,190	308	470	111,028,560
COMMERCIAL	PERMITS	M2	VALUE	PERMITS	M2	VALUE	PERMITS	M2	VALUE	PERMITS	M2	VALUE
New commercial buildings	1	1,000	2,000,000	2	16,147	16,373,358	0	0	0	3	1,984	3,031,771
Misc. commercial (additions, improvements, etc.)	7	910	2,695,000	32	977	10,639,600	4	0	540,000	23	0	4,448,724
Commercial Signs	2	0	80,000	18	0	589,799	2	0	53,600	24	0	328,513
TOTAL COMMERCIAL	10	1,910	4,775,000	52	17,124	27,602,757	6	0	593,600	50	1,984	7,809,008
INDUSTRIAL	PERMITS	M2	VALUE	PERMITS	M2	VALUE	PERMITS	M2	VALUE	PERMITS	M2	VALUE
New industrial buildings	1	1,994	2,500,000	4	7,700	8,800,000	0	0	0	2	5,217	4,600,000
Misc. industrial (additions, improvements, etc.)	1	0	40,000	4	188	350,000	0	0	0	8	195	773,000
TOTAL INDUSTRIAL	2	1,994	2,540,000	8	7,888	9,150,000	0	0	0	10	5,412	5,373,000
INSTITUTIONAL	PERMITS	M2	VALUE	PERMITS	M2	VALUE	PERMITS	M2	VALUE	PERMITS	M2	VALUE
New institutional buildings	0	0	0	1	0	118,000	0	0	0	0	0	0
Misc. institutional (additions, improvements, etc.)	1	0	450,000	1	0	450,000	3	2,801	16,023,000	5	4,498	21,761,600
TOTAL INSTITUTIONAL	1	0	450,000	2	0	568,000	3	2,801	16,023,000	5	4,498	21,761,600
AGRICULTURAL	PERMITS	M2	VALUE	PERMITS	M2	VALUE	PERMITS	M2	VALUE	PERMITS	M2	VALUE
New agricultural buildings	4	3,485	1,420,000	12	70,600	8,021,251	4	919	577,982	24	24,860	5,860,476
Misc. agricultural (additions, etc.)	2	1,448	530,000	7	3,029	1,467,000	1	229	250,000	6	8,160	1,214,380
TOTAL AGRICULTURAL	6	4,933	1,950,000	19	73,629	9,488,251	5	1,148	827,982	30	33,020	7,074,856
OTHER	PERMITS	Yr-to-date	2021 PRMT	2021 Yr-to-Date								
Demolition	2	26	13	55								
Service Permits	3	26	9	36								
					BUILDING INSPECTIONS							
					MAY 2022							
					2022 YEAR-TO-DATE:							
					MAY 2021							
					2021 YEAR-TO-DATE							
					1,014							
					4,954							
					1,057							
					5,540							
MONTH-END TOTALS	MAY 2022			2022 YEAR-TO-DATE			MAY 2021			2021 YEAR TO-DATE		
	PERMITS	UNITS	VALUE	PERMITS	UNITS	VALUE	PERMITS	UNITS	VALUE	PERMITS	UNITS	VALUE
	68	39	25,719,980	311	602	201,061,252	105	54	32,314,772	494	470	153,047,024

BUILDING PERMITS REPORT
MAY 2022

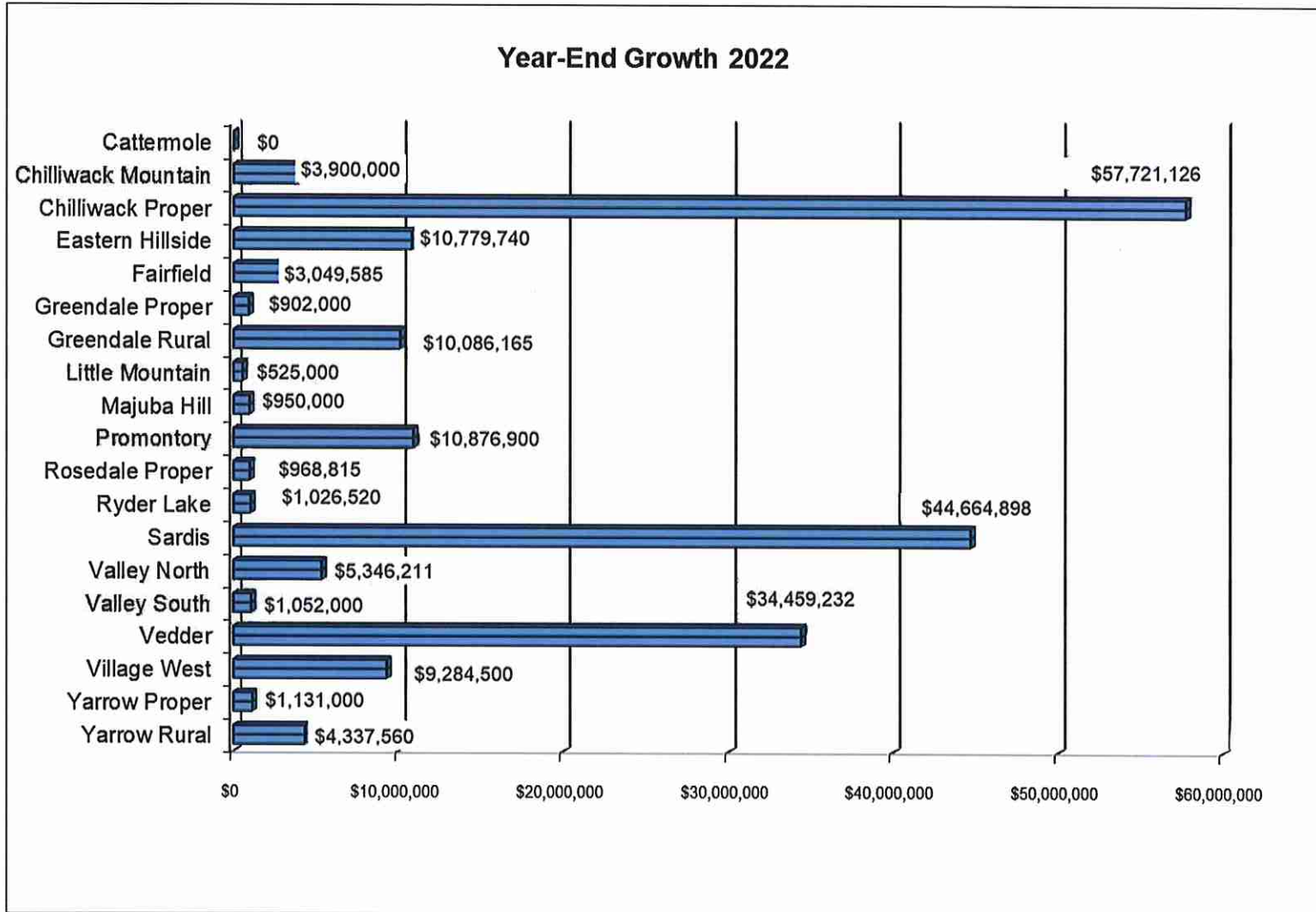
<u>PERMITS</u>	<u>TYPE</u>	<u>UNITS</u>	<u>VALUE</u>
13	Single Family Dwellings	20	\$7,586,520
0	First Nations Lease	0	\$0
3	New Two-Family Dwellings	6	\$1,620,000
0	New Multi-Family Dwellings	0	\$0
0	Mobile Homes, TADs, etc.	0	\$0
2	Townhouses	8	\$1,753,960
	Area 2 - 6590 Fern - Nw Twnhs - \$1,753,90		
26	Miscellaneous Residential Permits	5	\$5,044,500
		<u>Area (M²)</u>	
1	New Commercial Permits	1,000	\$2,000,000
	Area 1 - 9298 Young - New Commercial Bldg - \$2,000,000		
7	Miscellaneous Commercial Permits	910	\$2,695,000
	Area 1 - 46612 First - Addition to Daycare - \$600,000		
	Area 1 - 45737 Luckakuck - Add to Mark's Work - \$1,680,000		
	Area 1 - 45584 Airport - TI Nail Salon - \$100,000		
	Area 1 - 45585 Luckakuck - TI Warehouse One - \$175,000		
	Area 1 - 45585 Luckakuck - TI Purdy's - \$105,000		
1	New Industrial Permits	1,994	\$2,500,000
	Area 2 - 44703 Yale - New Industrial Bldg - \$2,500,000		
1	Misc. Industrial Permits	0	\$40,000
0	New Institutional Permits	0	\$0
1	Miscellaneous Institutional Permits	0	\$450,000
	Area 1 - 45600 Menholm - Hospital Boardroom - \$450,000		
6	Agricultural Permits	4,933	\$1,950,000
	Area 2 - 4105 Stewart - addition to Poultry Barn - \$750,000		
	Area 2 - 6110 Chadsey - Poultry Barn - \$750,000		
	Area 3 - 49928 Elk View - Agri Storage Bldg - \$300,000		
2	Demolition Permits	N/A	
3	Service Permits	N/A	
	TOTAL PERMITS ISSUED	66	
	TOTAL NUMBER DWELLING UNITS	39	
	TOTAL AREA (M²) (NON-RESIDENTIAL)	8,837	
	TOTAL VALUE OF CONSTRUCTION	\$25,719,980	

City of Chilliwack – Month-End Building Permit Issuance Report May 2022

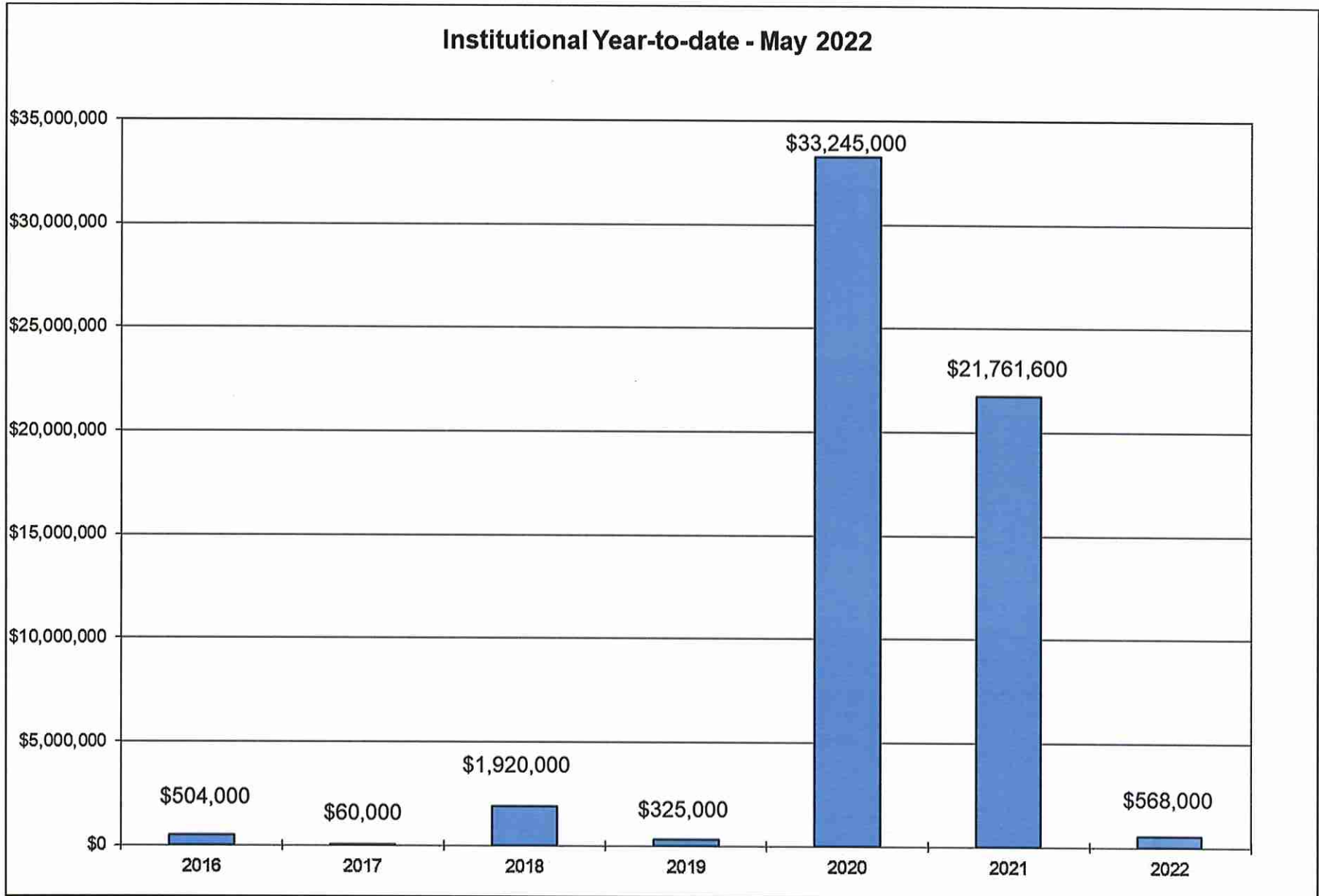
May 2022



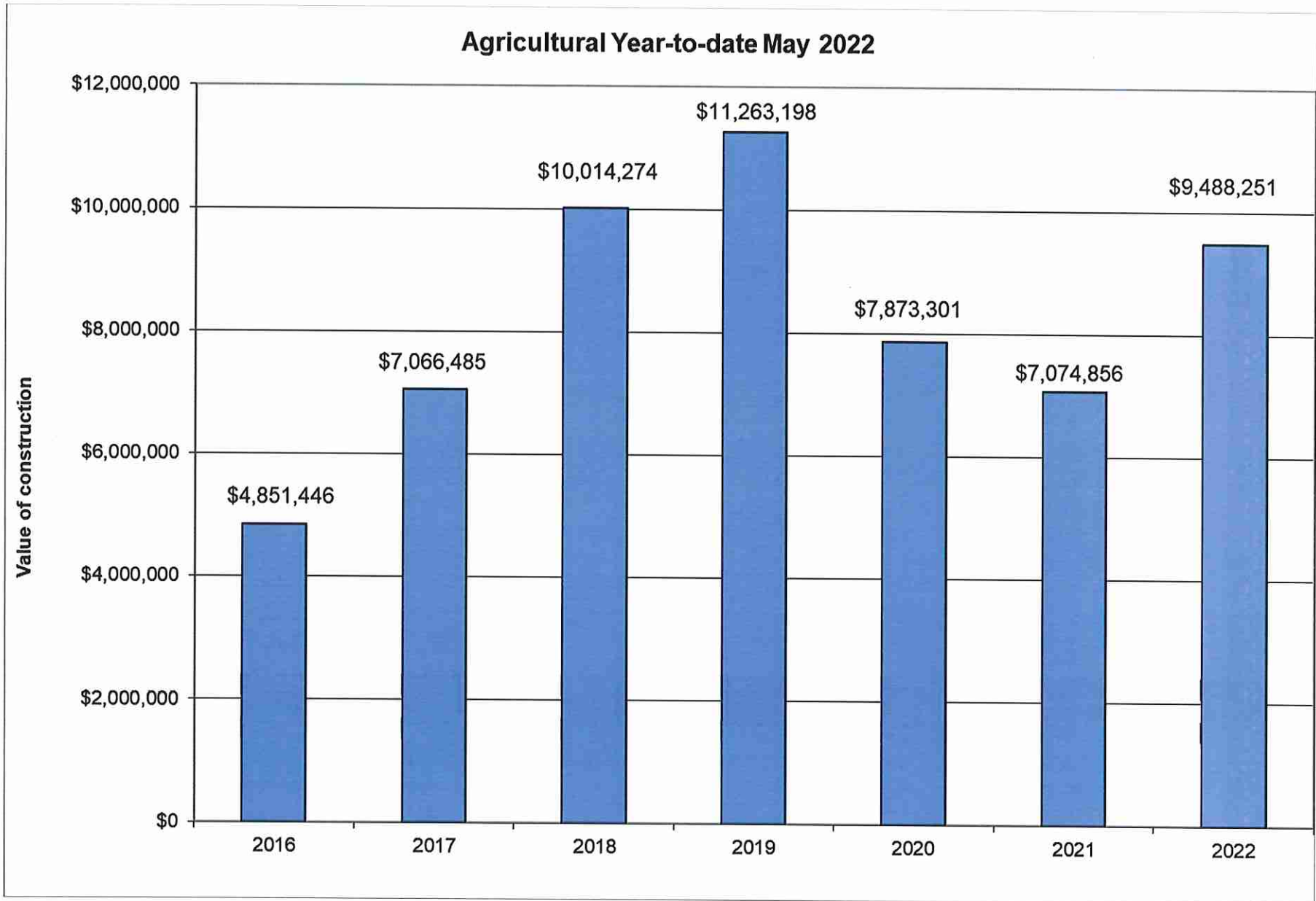
City of Chilliwack – Month-End Building Permit Issuance Report May 2022



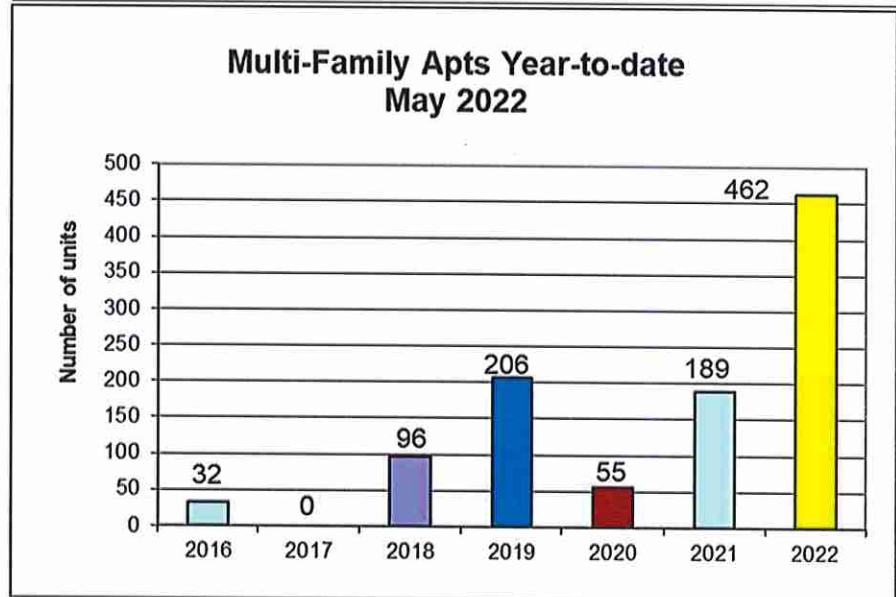
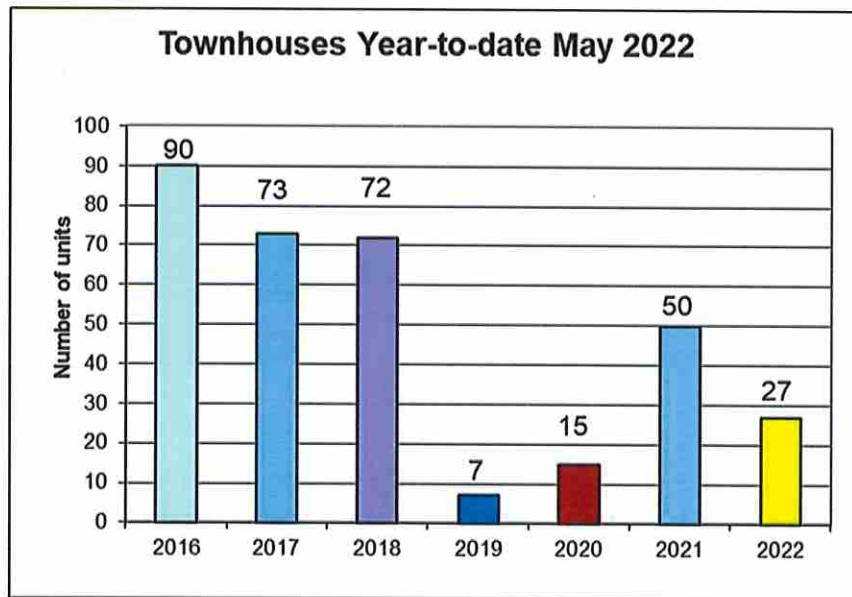
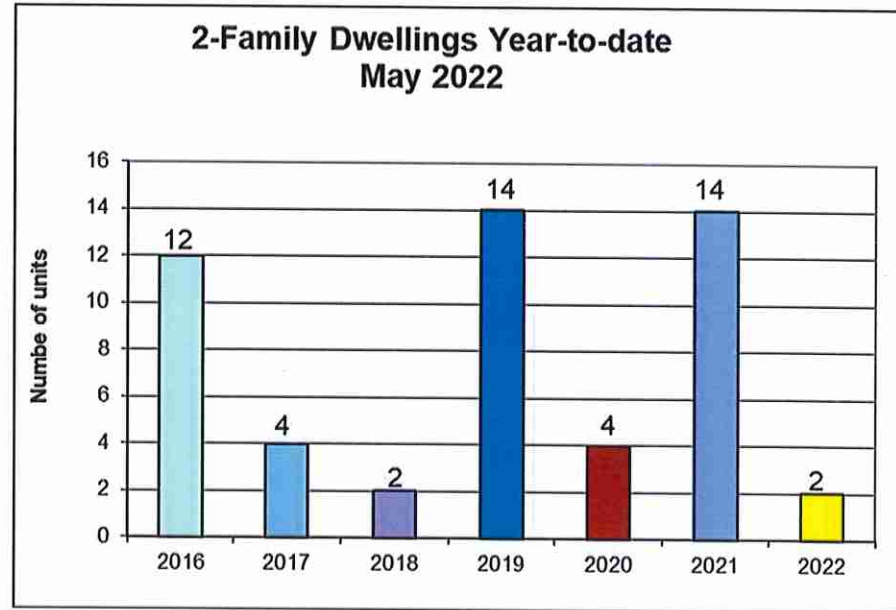
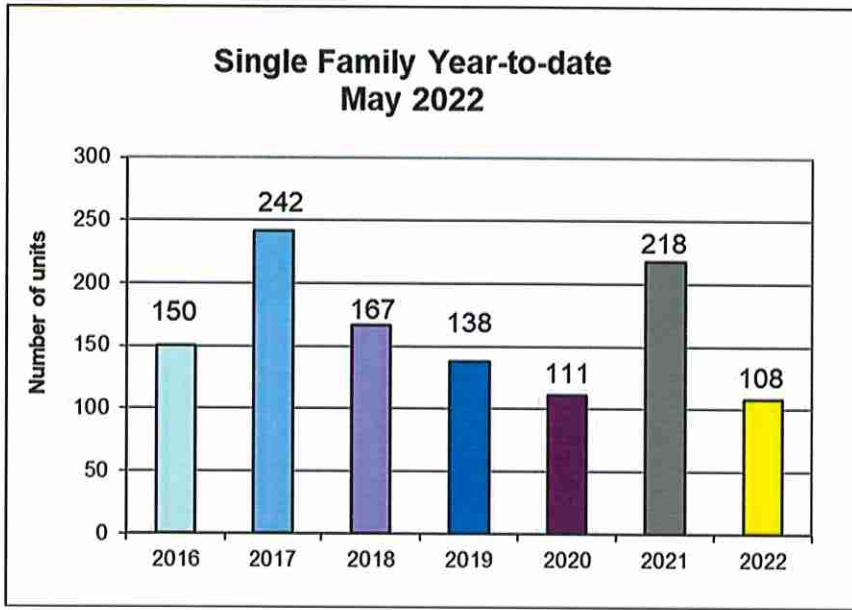
City of Chilliwack – Month-End Building Permit Issuance Report May 2022



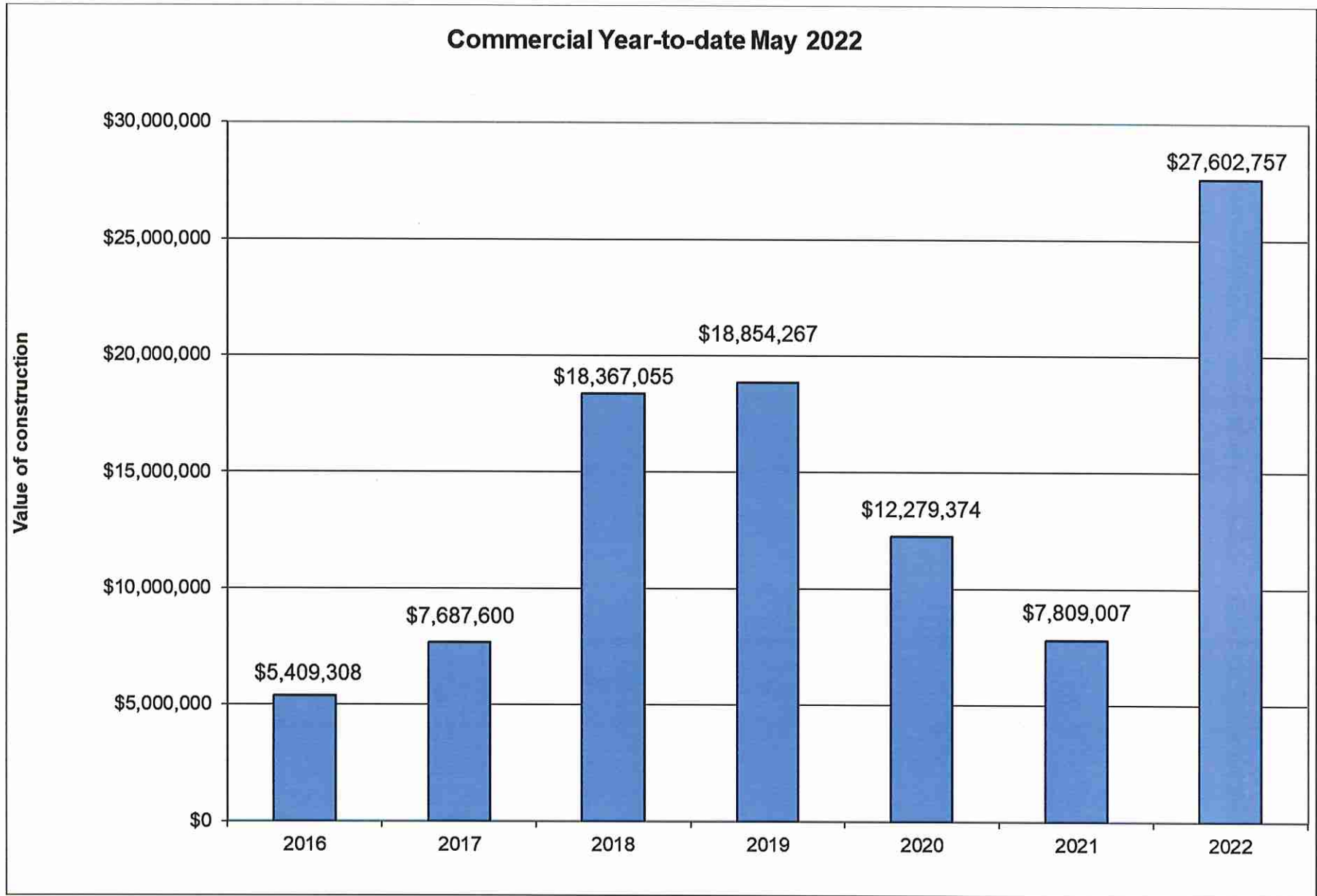
City of Chilliwack – Month-End Building Permit Issuance Report May 2022



City of Chilliwack – Month-End Building Permit Issuance Report May 2022



City of Chilliwack – Month-End Building Permit Issuance Report May 2022



City of Chilliwack – Month-End Building Permit Issuance Report May 2022

