

CITY OF CHILLIWACK - MUN. DEV. BLDG PERMITS - MONTH-END REPORT -- NEIGHBOURHOODS						
	August 2021			2021 Year-to-Date		
	Permits	Units	Value	Permits	Units	Value
Cattermole	0	0	\$0	0	0	\$0
Chilliwack Mountain	0	0	\$0	14	10	\$2,452,390
Chilliwack Proper	23	3	\$4,106,740	138	236	\$63,322,624
Eastern Hillside	17	25	\$6,390,069	87	112	\$26,698,689
Fairfield	0	0	\$0	31	10	\$4,240,467
Greendale Proper	0	0	\$0	7	0	\$176,280
Greendale Rural	8	1	\$1,518,154	58	7	\$14,635,282
Little Mountain	2	0	\$6,000	30	28	\$7,110,000
Majuba Hill	1	0	\$75,000	3	1	\$475,000
Promontory	25	34	\$12,803,760	73	88	\$29,982,810
Rosedale Proper	0	0	\$0	3	0	\$102,460
Ryder Lake	3	1	\$575,000	16	10	\$4,274,287
Sardis	7	3	\$944,500	72	16	\$10,429,139
Valley North	11	3	\$4,139,038	95	36	\$25,015,814
Valley South	2	0	\$1,815,000	13	3	\$3,569,913
Vedder	9	46	\$13,742,150	83	112	\$50,777,731
Village West	1	0	\$4,630	14	0	\$3,847,344
Yarrow Proper	0	0	\$0	21	5	\$2,261,373
Yarrow Rural	2	0	\$100,000	20	4	\$2,555,060
TOTALS	111	116	\$46,220,041	778	678	\$251,926,663

BUILDING PERMITS - AUGUST 2021

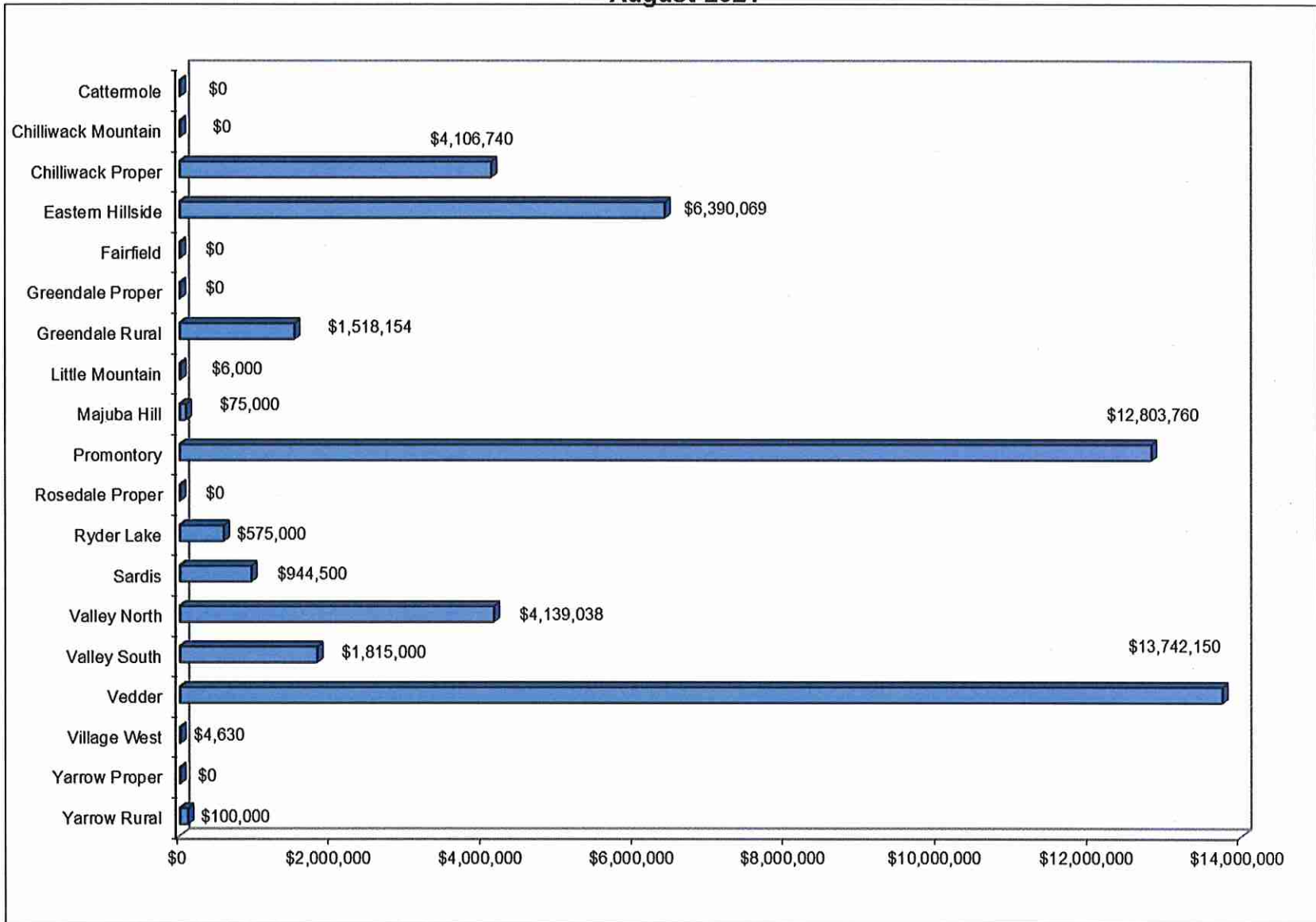
	AUGUST 2021			2021 YEAR-TO-DATE			AUGUST 2020			2020 YEAR TO-DATE		
RESIDENTIAL	PERMITS	UNITS	VALUE	PERMITS	UNITS	VALUE	PERMITS	UNITS	VALUE	PERMITS	UNITS	VALUE
New single family (fee simple)	29	45	15,238,660	161	220	68,401,363	10	14	5,270,949	98	121	34,706,937
New single family (strata)	16	21	7,425,420	68	92	24,808,344	7	9	1,827,518	38	50	10,862,523
First Nations Lease	0	0	0	0	0	0	0	0	0	0	0	0
New 2 family duplex (fee simple)	0	0	0	7	14	4,013,262	2	4	872,000	5	10	2,267,440
New 2 family duplex (strata)	0	0	0	0	0	0	0	0	0	0	0	0
New townhouses	0	0	0	13	57	11,775,000	0	0	0	8	33	6,430,000
New apartments	1	43	13,000,000	5	236	46,000,000	0	0	0	3	188	38,950,000
Mobile / manufactured homes	2	2	709,500	15	17	3,292,637	0	0	0	7	8	1,242,699
Secondary suites, TADs, etc.	3	3	211,624	23	23	1,393,862	4	4	155,000	13	13	452,000
Miscellaneous residential	23	2	1,634,539	194	19	15,991,002	14	1	1,619,624	153	14	15,700,119
TOTAL RESIDENTIAL	74	116	38,219,743	486	678	175,675,470	37	32	9,745,091	325	437	110,611,718
COMMERCIAL	PERMITS	M2	VALUE	PERMITS	M2	VALUE	PERMITS	M2	VALUE	PERMITS	M2	VALUE
New commercial buildings	0	0	0	6	4,237	8,981,771	1	1,375	1,500,000	5	4,593	13,850,000
Misc. commercial (additions, improvements, etc.)	5	0	362,600	38	0	9,759,824	3	0	761,000	46	45	10,226,063
Commercial Signs	7	0	117,698	43	0	561,612	2	0	49,738	35	0	672,002
TOTAL COMMERCIAL	12	0	480,298	87	4,237	19,303,207	6	1,375	2,310,738	86	4,638	24,748,065
INDUSTRIAL	PERMITS	M2	VALUE	PERMITS	M2	VALUE	PERMITS	M2	VALUE	PERMITS	M2	VALUE
New industrial buildings	1	2,064	2,200,000	5	10,181	11,710,000	0	0	0	2	17,089	15,300,000
Misc. industrial (additions, improvements, etc.)	0	0	0	8	195	773,000	0	0	0	5	5,612	5,381,980
TOTAL INDUSTRIAL	1	2,064	2,200,000	13	10,376	12,483,000	0	0	0	7	22,701	20,681,980
INSTITUTIONAL	PERMITS	M2	VALUE	PERMITS	M2	VALUE	PERMITS	M2	VALUE	PERMITS	M2	VALUE
New institutional buildings	1	354	200,000	1	354	200,000	0	0	0	2	9,228	32,045,000
Misc. institutional (additions, improvements, etc.)	0	0	0	6	4,498	25,761,600	0	0	0	5	2,369	10,173,000
TOTAL INSTITUTIONAL	1	354	200,000	7	4,852	25,961,600	0	0	0	7	11,597	42,218,000
AGRICULTURAL	PERMITS	M2	VALUE	PERMITS	M2	VALUE	PERMITS	M2	VALUE	PERMITS	M2	VALUE
New agricultural buildings	4	10,947	4,850,000	45	45,461	16,146,006	8	2,406	853,220	36	25,910	7,437,228
Misc. agricultural (additions, etc.)	2	878	270,000	12	19,484	2,357,380	2	174	266,000	15	6,352	4,534,265
TOTAL AGRICULTURAL	6	11,825	5,120,000	57	64,945	18,503,386	10	2,580	1,119,220	51	32,262	11,971,493
OTHER	PERMITS	Yr-to-date	2020 PRMT	2020 Yr-to-Date	BUILDING INSPECTIONS AUGUST 2021 971 2021 YEAR-TO-DATE: 8,863 AUGUST 2020 1,018 2020 YEAR-TO-DATE 7,598							
Demolition	10	74	6	51								
Service Permits	7	54	3	34								
MONTH-END TOTALS	AUGUST 2021			2021 YEAR-TO-DATE			AUGUST 2020			2020 YEAR TO-DATE		
	PERMITS	UNITS	VALUE	PERMITS	UNITS	VALUE	PERMITS	UNITS	VALUE	PERMITS	UNITS	VALUE
	111	116	46,220,041	778	678	251,926,663	62	32	13,175,049	561	437	210,231,256

BUILDING PERMITS REPORT
AUGUST 2021

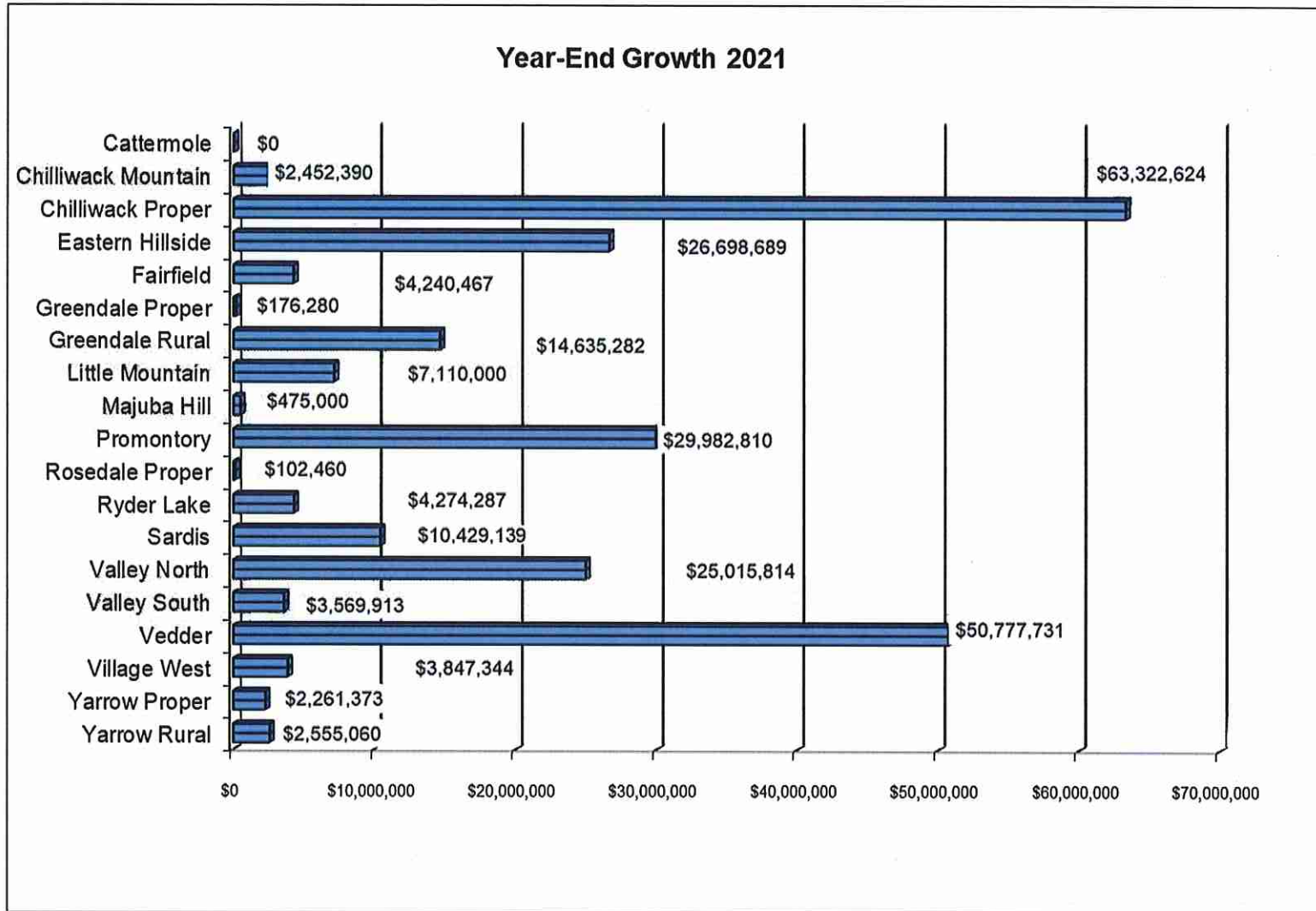
<u>PERMITS</u>	<u>TYPE</u>	<u>UNITS</u>	<u>VALUE</u>
45	Single Family Dwellings	66	\$22,664,080
0	First Nations Lease	0	\$0
0	New Two-Family Dwellings	0	\$0
1	New Multi-Family Dwellings Area 3 - 45412 Chehalis Dr - New Apt. Bldg - \$13,000,000	43	\$13,000,000
5	Mobile Homes, TADs, etc.	5	\$921,124
0	Townhouses	0	\$0
23	Miscellaneous Residential Permits	2	\$1,634,539
		<u>Area (M²)</u>	
0	New Commercial Permits	0	\$0
12	Miscellaneous Commercial Permits Area 1 - 46168 Yale - Refinery House TI - \$110,000 Area 1 - 46168 Yale - Smoking Gun Coffee TI - \$105,000 Area 1 - 46017 Yale - Reno TD Canada Trust - \$125,000	0	\$480,298
1	New Industrial Permits Area 1 - 45910 Rowat Ave - Industrial Bldg - \$2,200,000	2,064	\$2,200,000
0	Misc. Industrial Permits	0	\$0
1	New Institutional Permits Area 4 - 50950 Hack-Brown Rd - Portable Classroom - \$200,000	354	\$200,000
0	Miscellaneous Institutional Permits	0	\$0
6	Agricultural Permits Area 2 - 42982 Adams Rd - Barn Addition - \$200,000 Area 2 - 42181 Keith Wilson Rd - Poultry Barn - \$800,000 Area 4 - 48445 McGuire - Dairy Barn - \$1,800,000 Area 4 - 48725 McConnell - Poultry Barn - 1,400,000 Area 4 - 49569 Castleman - Poultry Barn - \$850,000	11,825	\$5,120,000
10	Demolition Permits	N/A	
7	Service Permits	N/A	
	TOTAL PERMITS ISSUED	111	
	TOTAL NUMBER DWELLING UNITS	116	
	TOTAL AREA (M²) (NON-RESIDENTIAL)	14,243	
	TOTAL VALUE OF CONSTRUCTION	\$46,220,041	

City of Chilliwack – Month-End Building Permit Issuance Report August 2021

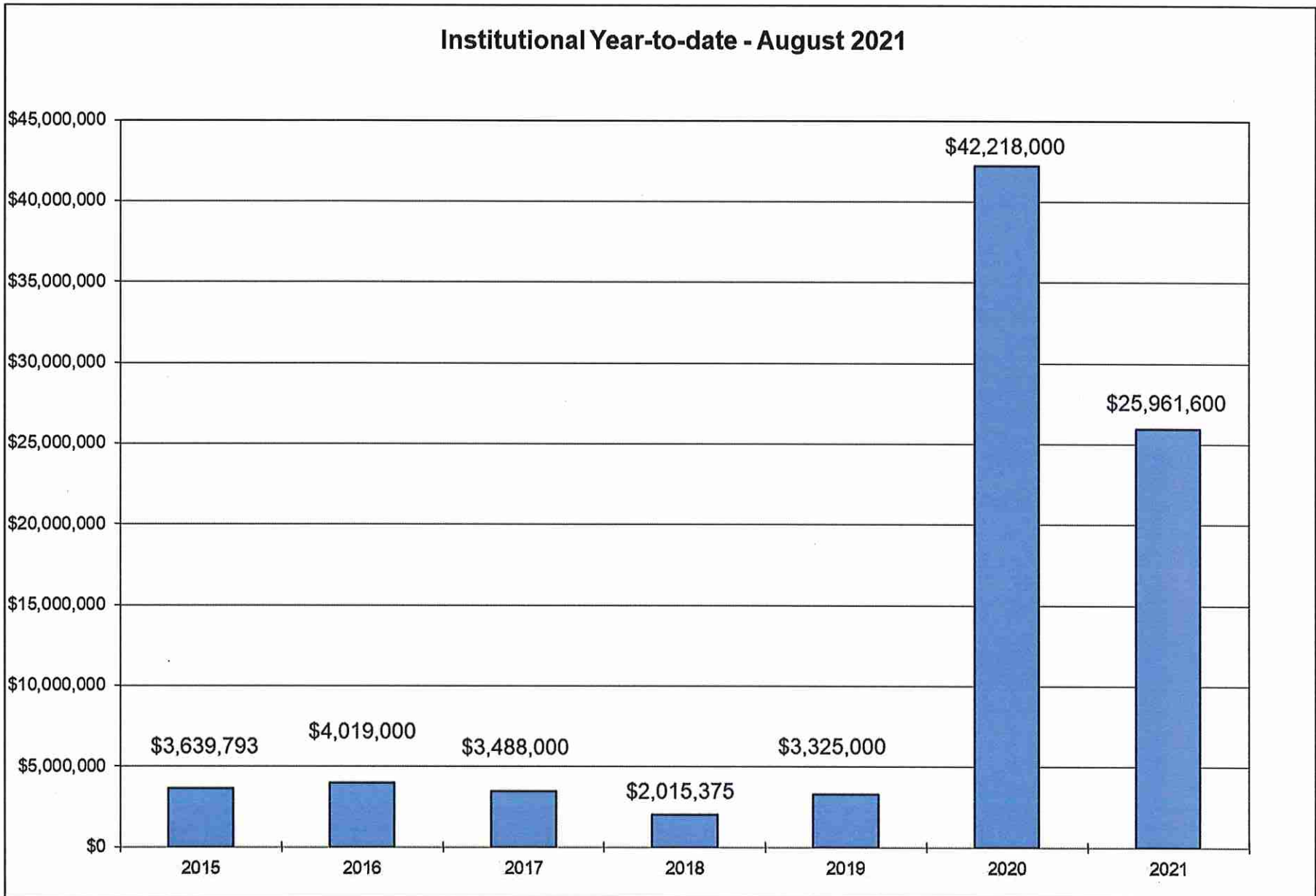
August 2021



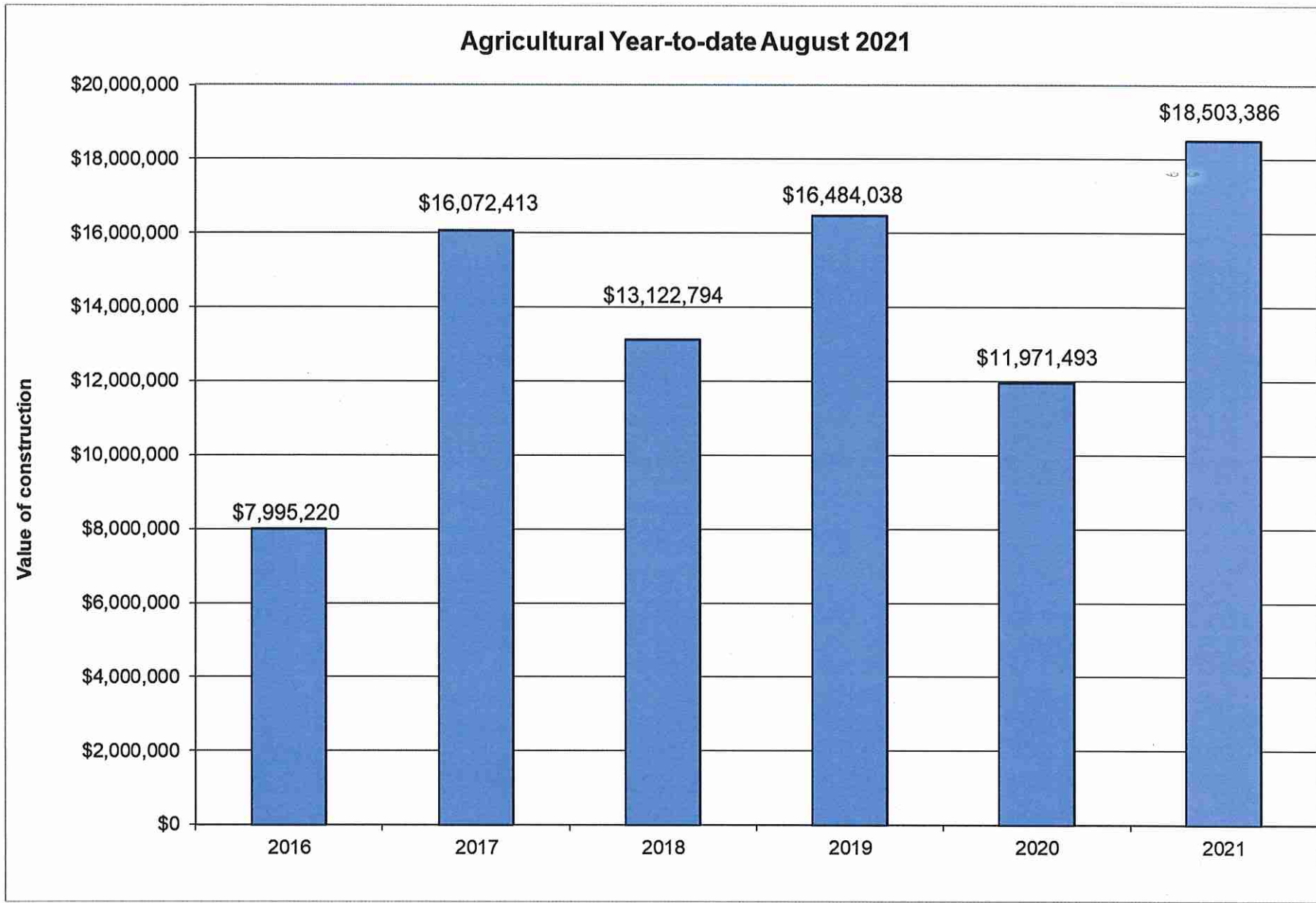
City of Chilliwack – Month-End Building Permit Issuance Report August 2021



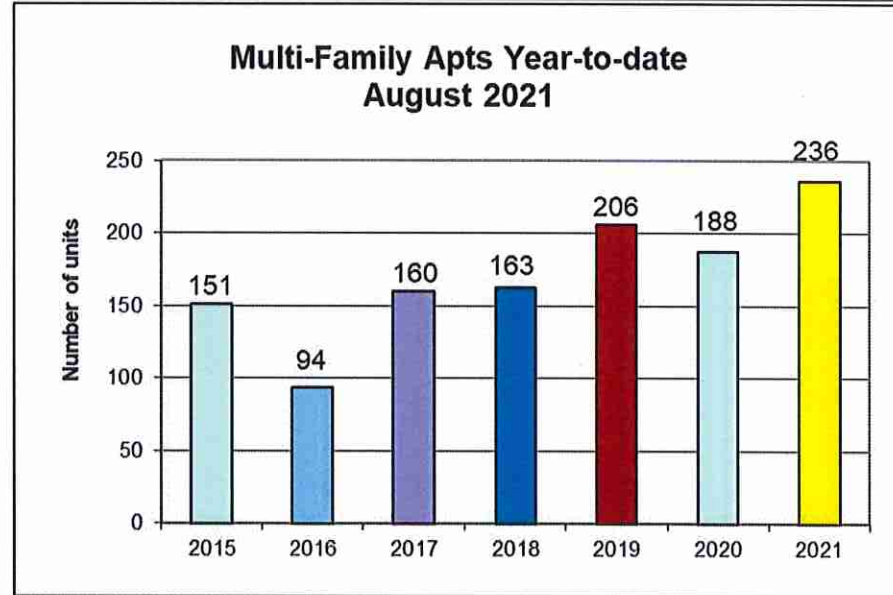
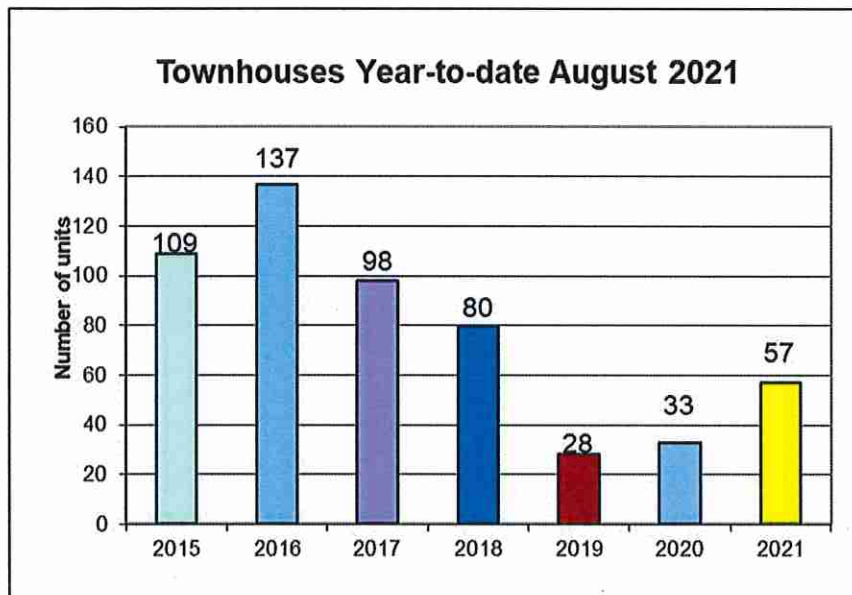
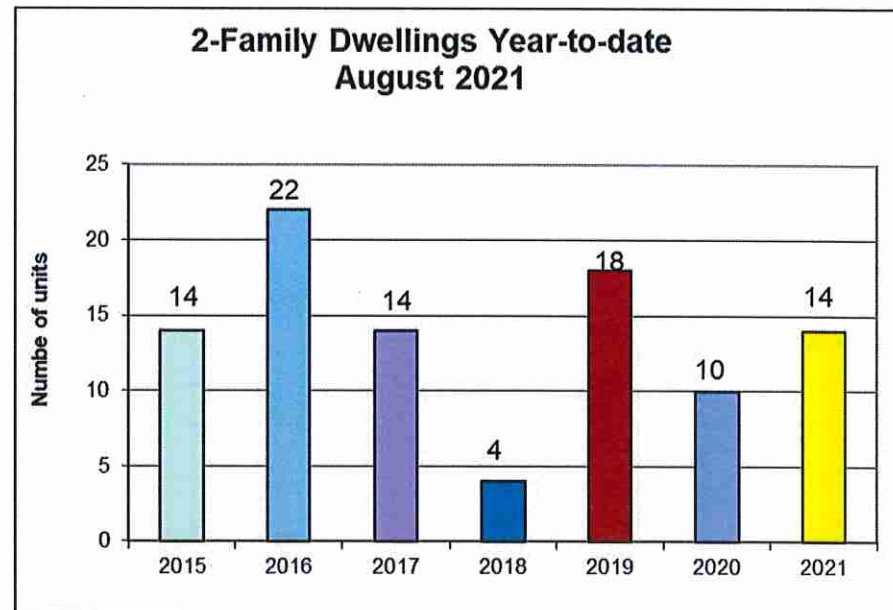
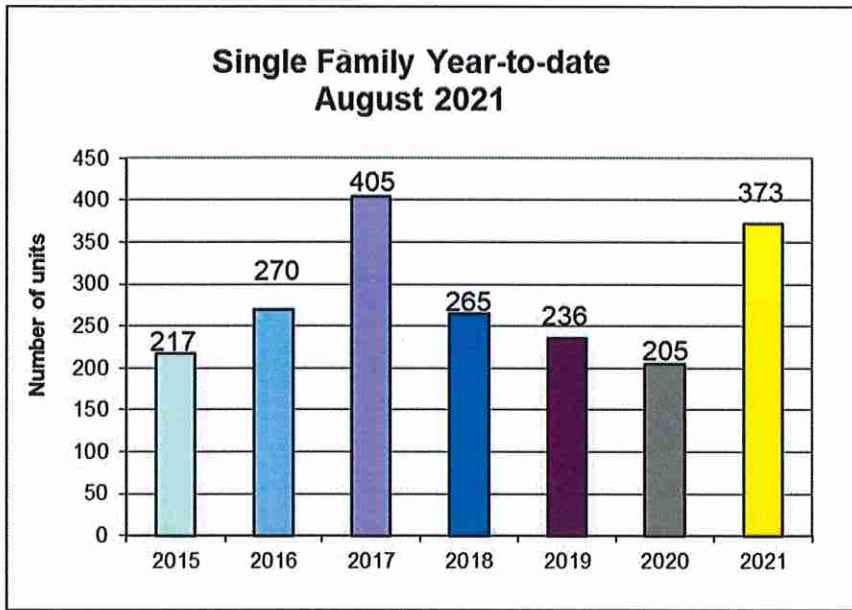
City of Chilliwack – Month-End Building Permit Issuance Report August 2021



City of Chilliwack – Month-End Building Permit Issuance Report August 2021

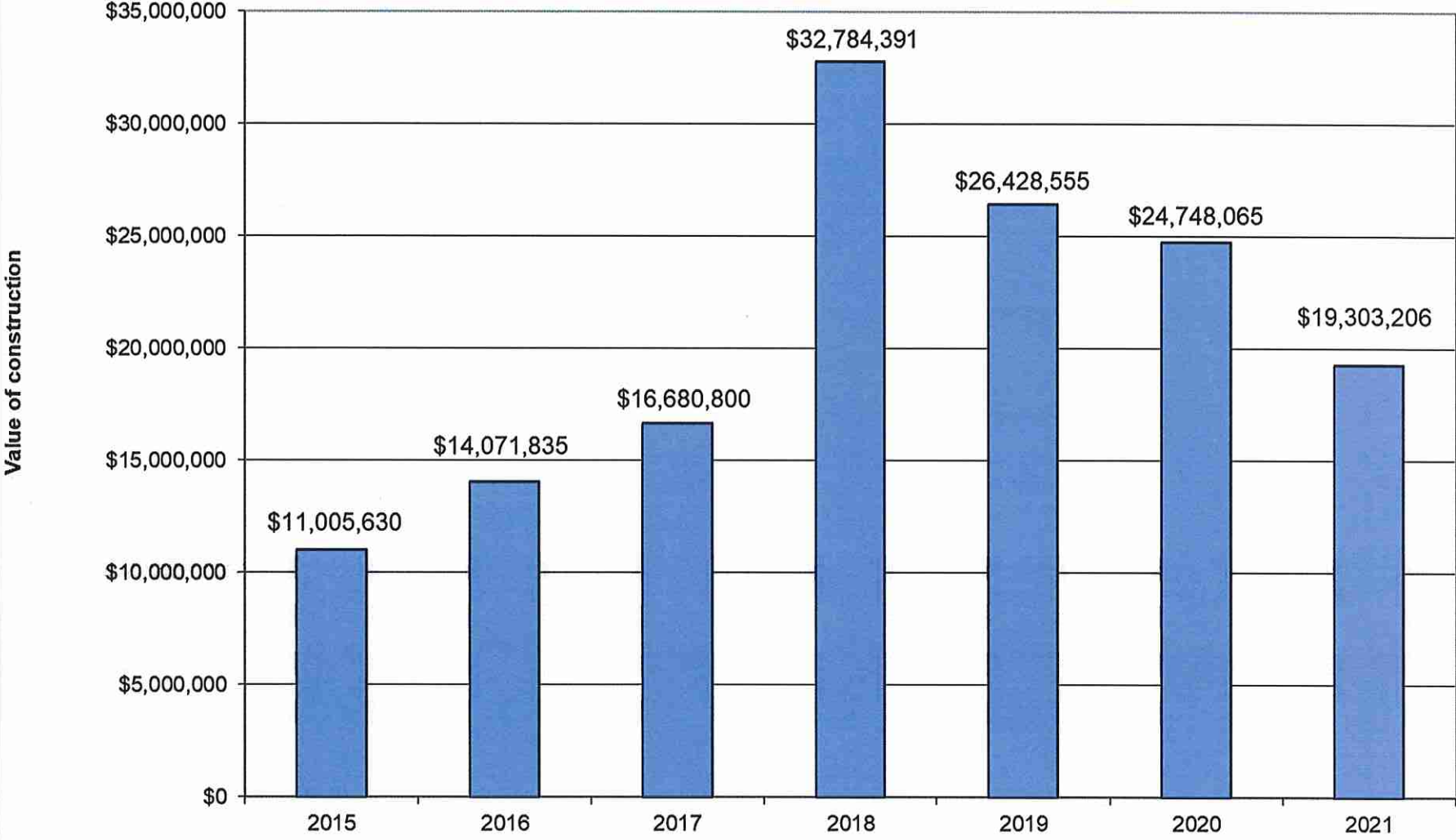


City of Chilliwack – Month-End Building Permit Issuance Report August 2021



City of Chilliwack – Month-End Building Permit Issuance Report August 2021

Commercial Year-to-date August 2021



City of Chilliwack – Month-End Building Permit Issuance Report August 2021

