

CITY OF CHILLIWACK - MUN. DEV. BLDG PERMITS - MONTH-END REPORT -- NEIGHBOURHOODS						
	September 2020			2020 Year-to-Date		
	Permits	Units	Value	Permits	Units	Value
Cattermole	0	0	\$0	1	0	\$4,080,825
Chilliwack Mountain	0	0	\$0	10	13	\$1,901,362
Chilliwack Proper	9	1	\$812,313	122	70	\$28,044,354
Eastern Hillside	7	7	\$1,654,014	50	60	\$14,330,916
Fairfield	4	1	\$309,000	23	9	\$3,540,228
Greendale Proper	0	0	\$0	6	4	\$2,592,764
Greendale Rural	3	0	\$3,207,500	48	8	\$43,403,786
Little Mountain	2	2	\$575,406	19	19	\$4,241,148
Majuba Hill	1	0	\$100,000	2	0	\$139,000
Promontory	2	1	\$206,778	38	39	\$9,472,388
Rosedale Proper	1	0	\$100,000	7	0	\$555,000
Ryder Lake	0	0	\$0	10	2	\$1,709,918
Sardis	7	8	\$2,779,914	57	22	\$18,779,775
Valley North	10	2	\$3,167,748	70	16	\$15,886,133
Valley South	2	0	\$300,000	16	2	\$2,430,159
Vedder	9	57	\$8,021,318	86	242	\$48,961,035
Village West	5	0	\$370,888	24	0	\$14,043,579
Yarrow Proper	2	0	\$207,000	20	7	\$15,429,570
Yarrow Rural	0	0	\$0	16	3	\$2,501,196
TOTALS	64	79	\$21,811,879	625	516	\$232,043,136

BUILDING PERMITS - SEPTEMBER 2020

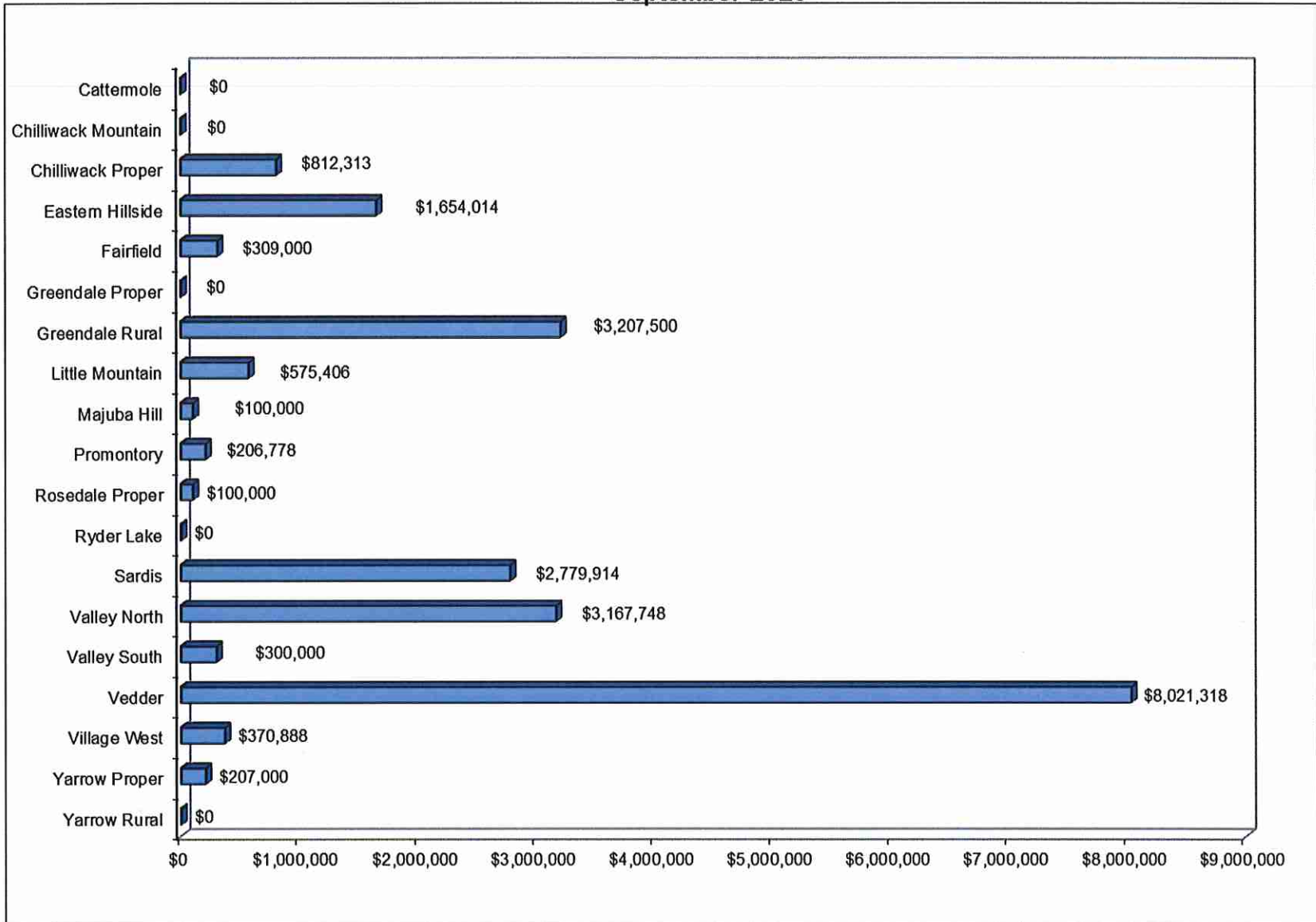
	SEPTEMBER 2020			2020 YEAR-TO-DATE			SEPTEMBER 2019			2019 YEAR TO-DATE		
RESIDENTIAL	PERMITS	UNITS	VALUE	PERMITS	UNITS	VALUE	PERMITS	UNITS	VALUE	PERMITS	UNITS	VALUE
New single family (fee simple)	11	12	4,075,926	109	133	38,782,863	14	17	5,150,900	112	136	41,002,599
New single family (strata)	3	4	736,778	41	54	11,599,301	2	3	781,112	59	71	17,078,495
First Nations Lease	0	0	0	0	0	0	0	0	0	0	0	0
New 2 family duplex (fee simple)	0	0	0	5	10	2,267,440	0	0	0	5	10	1,870,000
New 2 family duplex (strata)	0	0	0	0	0	0	0	0	0	4	8	1,800,000
New townhouses	1	8	790,764	9	41	7,220,764	6	25	3,528,486	14	53	8,222,814
New apartments	1	52	7,000,000	4	240	45,950,000	1	58	11,000,000	5	264	45,500,000
Mobile / manufactured homes	1	0	7,500	8	8	1,250,199	1	1	72,400	4	4	308,200
Secondary suites, TADs, etc.	2	2	100,000	15	15	552,000	2	2	55,000	36	37	1,410,000
Miscellaneous residential	14	1	1,528,900	167	15	17,229,020	22	2	1,383,992	186	13	11,335,438
TOTAL RESIDENTIAL	33	79	14,239,868	358	516	124,851,587	48	108	21,971,890	425	596	128,527,546
COMMERCIAL	PERMITS	M2	VALUE	PERMITS	M2	VALUE	PERMITS	M2	VALUE	PERMITS	M2	VALUE
New commercial buildings	1	1,725	3,200,000	6	6,318	17,050,000	0	0	0	5	4,942	14,894,000
Misc. commercial (additions, improvements, etc.)	3	0	2,480,000	49	45	12,706,063	5	3,680	10,052,000	45	4,325	21,062,847
Commercial Signs	8	0	99,351	43	0	771,353	8	0	180,922	37	0	704,631
TOTAL COMMERCIAL	12	1,725	5,779,351	98	6,363	30,527,416	13	3,680	10,232,922	87	9,267	36,661,478
INDUSTRIAL	PERMITS	M2	VALUE	PERMITS	M2	VALUE	PERMITS	M2	VALUE	PERMITS	M2	VALUE
New industrial buildings	0	0	0	2	17,089	15,300,000	0	0	0	3	8,031	6,125,000
Misc. industrial (additions, improvements, etc.)	3	431	288,000	8	6,043	5,669,980	0	0	0	5	350	260,000
TOTAL INDUSTRIAL	3	431	288,000	10	23,132	20,969,980	0	0	0	8	8,381	6,385,000
INSTITUTIONAL	PERMITS	M2	VALUE	PERMITS	M2	VALUE	PERMITS	M2	VALUE	PERMITS	M2	VALUE
New institutional buildings	0	0	0	2	9,228	32,045,000	0	0	0	2	1,514	3,842,322
Misc. institutional (additions, improvements, etc.)	0	0	0	5	2,369	10,173,000	2	469	847,322	2	0	330,000
TOTAL INSTITUTIONAL	0	0	0	7	11,597	42,218,000	2	469	847,322	4	1,514	4,172,322
AGRICULTURAL	PERMITS	M2	VALUE	PERMITS	M2	VALUE	PERMITS	M2	VALUE	PERMITS	M2	VALUE
New agricultural buildings	4	5,004	1,454,660	40	30,914	8,891,888	1	290	50,000	46	43,443	12,790,978
Misc. agricultural (additions, etc.)	1	143	50,000	16	6,495	4,584,265	4	671	320,500	18	15,733	4,063,560
TOTAL AGRICULTURAL	5	5,147	1,504,660	56	37,409	13,476,153	5	961	370,500	64	59,176	16,854,538
OTHER	PERMITS	Yr-to-date	2019 PRMT	2019 Yr-to-Date								
Demolition	4	55	6	68								
Service Permits	7	41	5	49								
										BUILDING INSPECTIONS		
										SEPTEMBER 2020		1,099
										2020 YEAR-TO-DATE:		8,697
										SEPTEMBER 2019		1,126
										2019 YEAR-TO-DATE		9,086
MONTH-END TOTALS												
SEPTEMBER 2020			2020 YEAR-TO-DATE			SEPTEMBER 2019			2019 YEAR TO-DATE			
PERMITS	UNITS	VALUE	PERMITS	UNITS	VALUE	PERMITS	UNITS	VALUE	PERMITS	UNITS	VALUE	
64	79	21,811,879	625	516	232,043,136	79	108	33,422,634	705	596	192,600,884	

BUILDING PERMITS REPORT
SEPTEMBER 2020

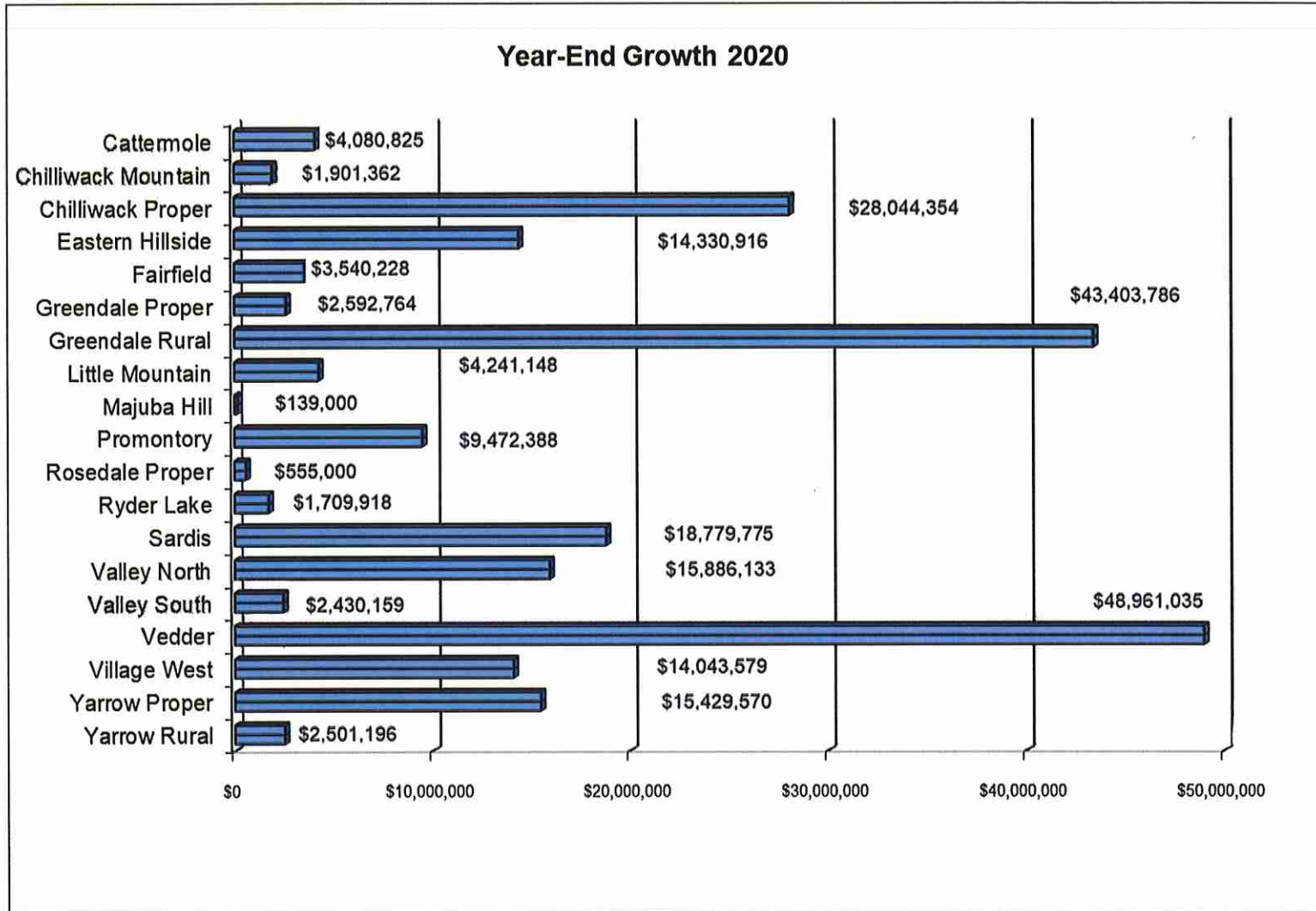
<u>PERMITS</u>	<u>TYPE</u>	<u>UNITS</u>	<u>VALUE</u>
14	Single Family Dwellings	16	\$4,812,704
0	First Nations Lease	0	\$0
0	New Two-Family Dwellings	0	\$0
1	New Multi-Family Dwellings	52	\$7,000,000
	Area 2 - 44521 Sherry - 52 Units Apt Bldg - \$7,000,000		
3	Mobile Homes, TADs, etc.	2	\$107,500
1	Townhouses	8	\$790,764
	Area 1 - 7140 Maitland - NW-TWNHS - \$790,764		
14	Miscellaneous Residential Permits	1	\$1,528,900
		<u>Area (M²)</u>	
1	New Commercial Permits	1,725	\$3,200,000
	Area 2 - 45530 Vedder Mtn. Commercial/Retail Bldg - \$3,200,000		
11	Miscellaneous Commercial Permits	0	\$2,579,351
	Area 1 - 45585 Luckakuck - She's Fit - \$1,400,000		
	Area 1 - 45585 Luckakuck - TI Old Navy - \$580,000		
	Area 1 - 45960 Wellington - Community Corrections - \$500,000		
0	New Industrial Permits	0	\$0
3	Misc. Industrial Permits	431	\$288,000
	Area 1 - 7950 Atchelitz - Addition to Stobbes - \$275,000		
0	New Institutional Permits	0	\$0
0	Miscellaneous Institutional Permits	0	\$0
5	Agricultural Permits	5,147	\$1,504,660
	Area 1 - 10710 Bell - Dairy Barn - \$204,660		
	Area 4 - 49569 Castleman - Poultry Barn - \$900,000		
	Area 4 - 49422 Pr. Central - Storage Bldg - \$250,000		
4	Demolition Permits	N/A	
7	Service Permits	N/A	
TOTAL PERMITS ISSUED		64	
TOTAL NUMBER DWELLING UNITS		79	
TOTAL AREA (M²) (NON-RESIDENTIAL)		7,303	
TOTAL VALUE OF CONSTRUCTION		\$21,811,879	

City of Chilliwack – Month-End Building Permit Issuance Report September 2020

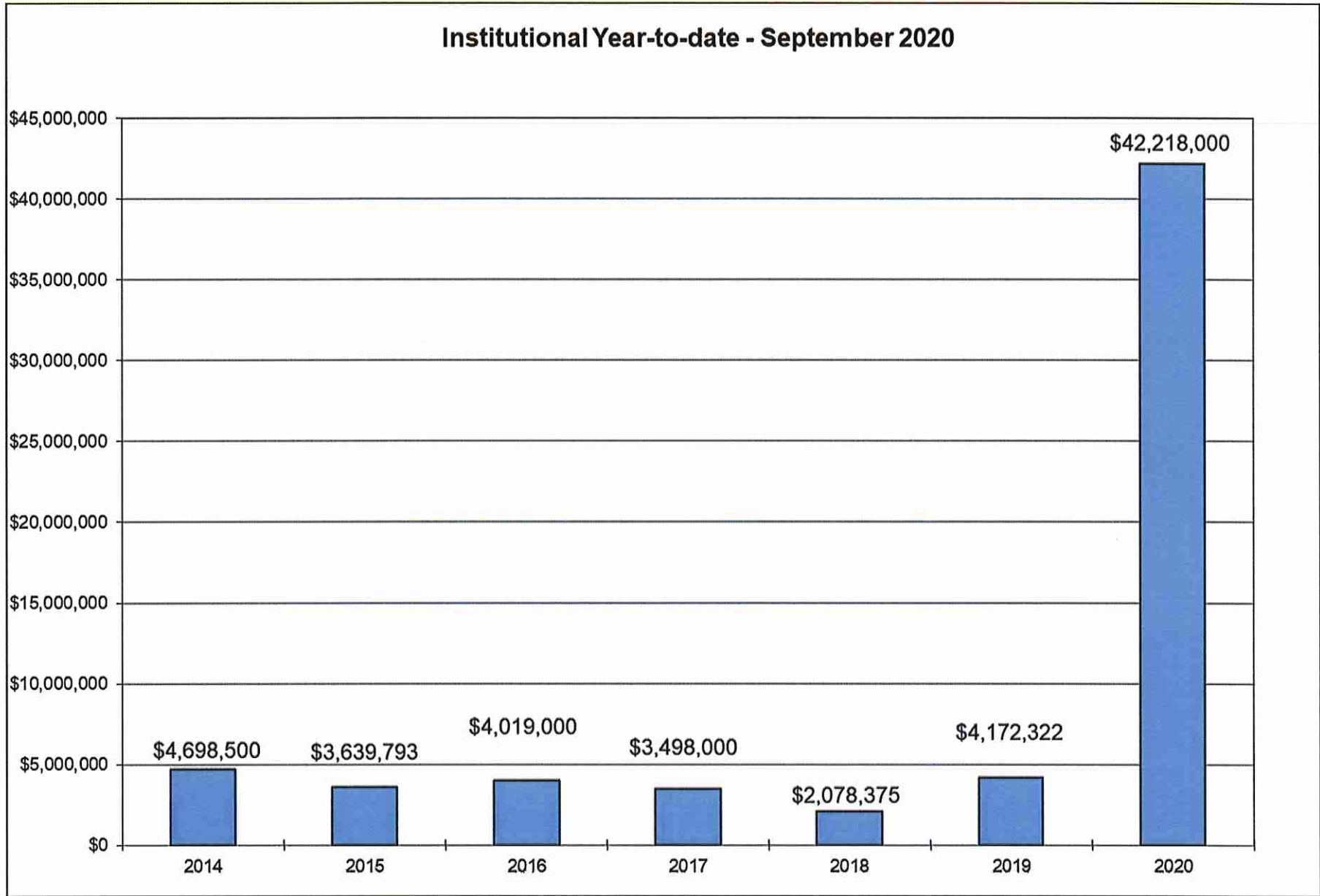
September 2020



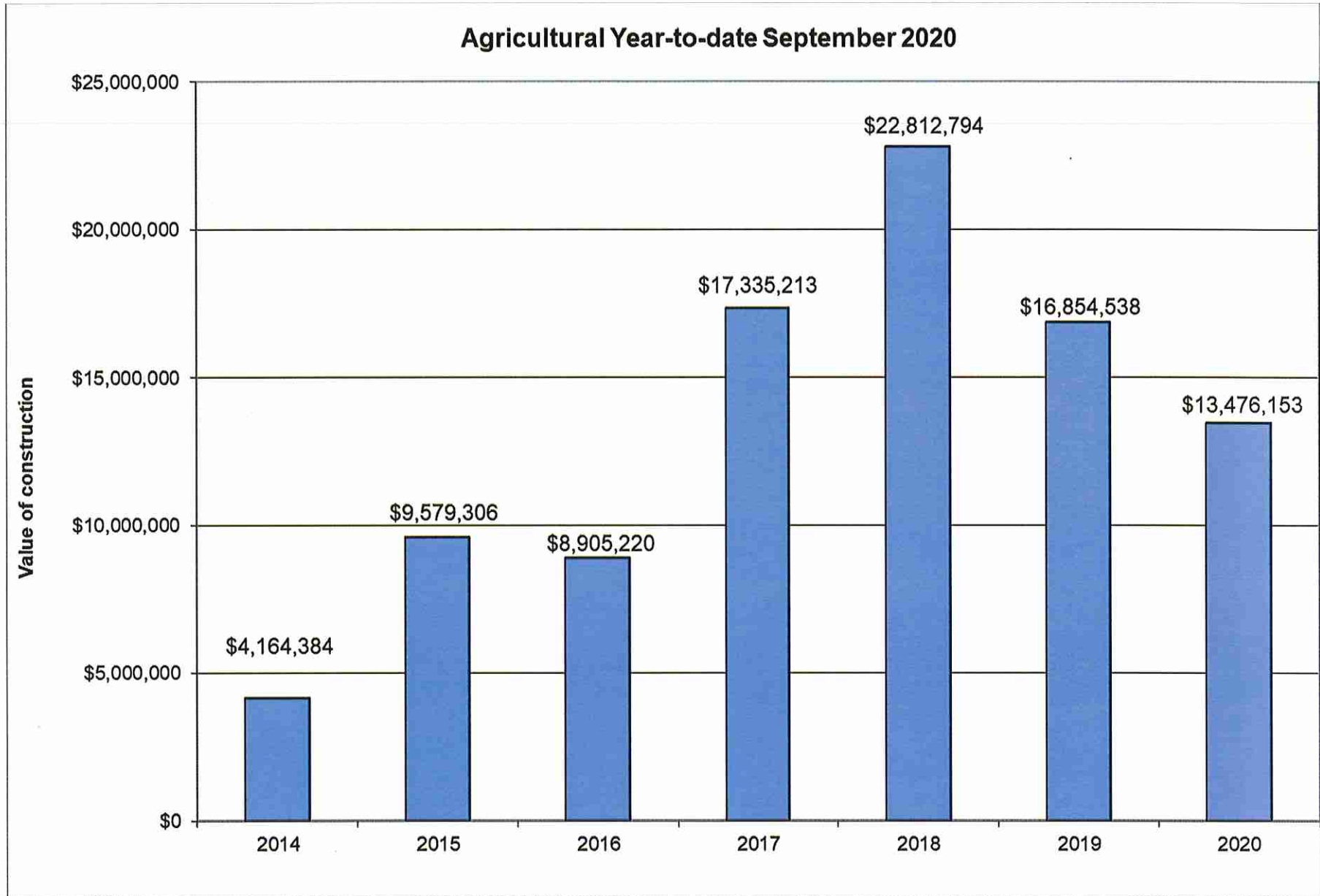
City of Chilliwack – Month-End Building Permit Issuance Report September 2020



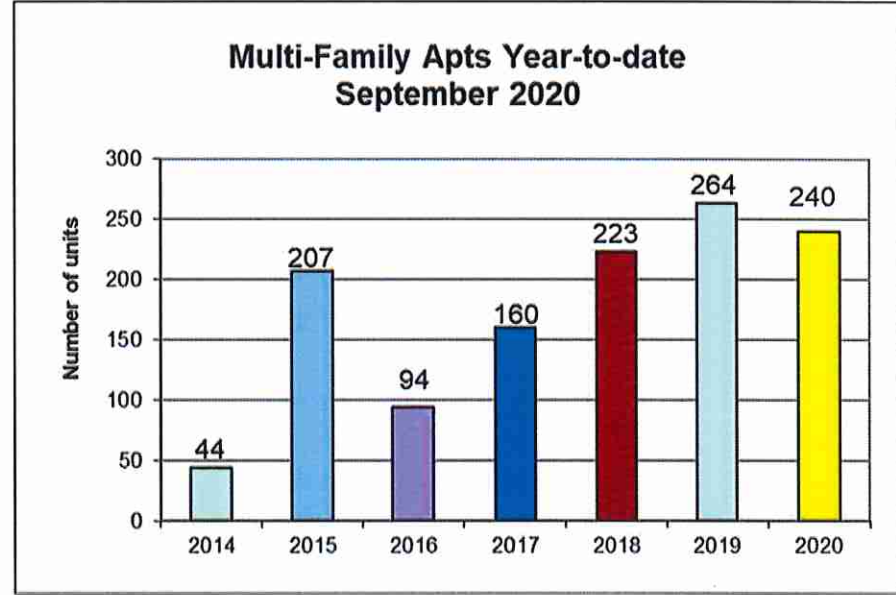
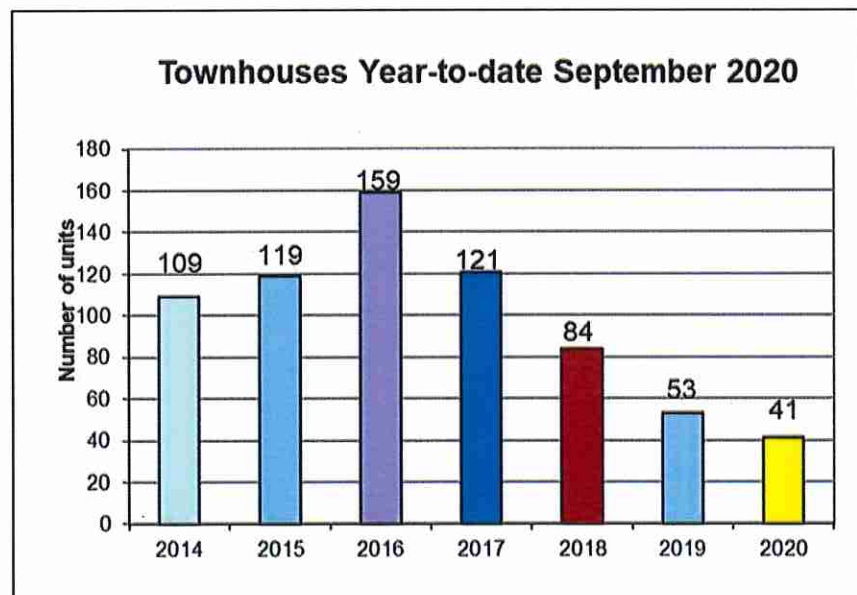
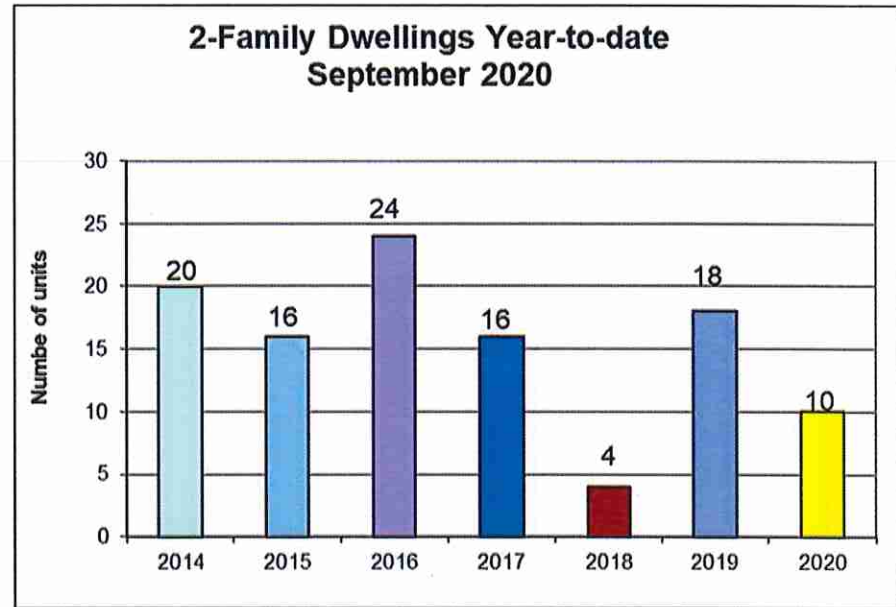
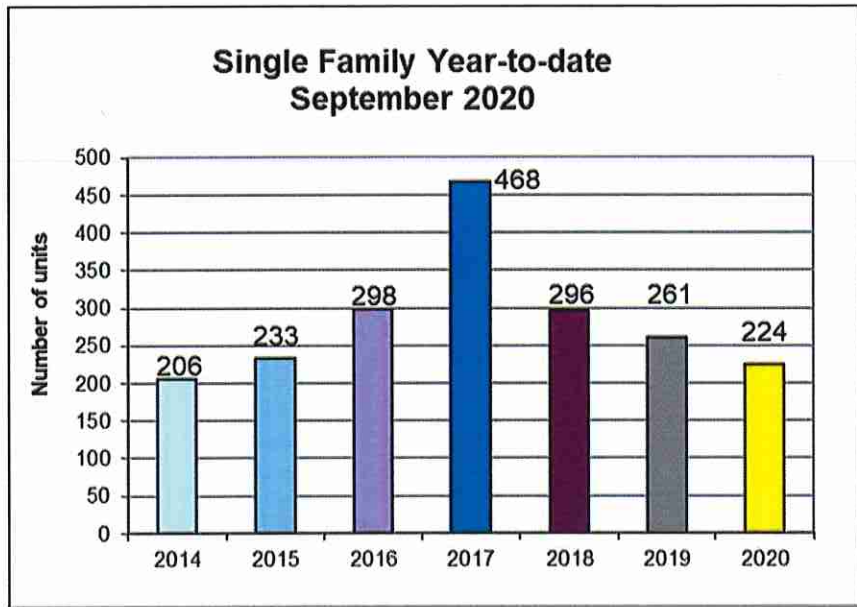
City of Chilliwack – Month-End Building Permit Issuance Report September 2020



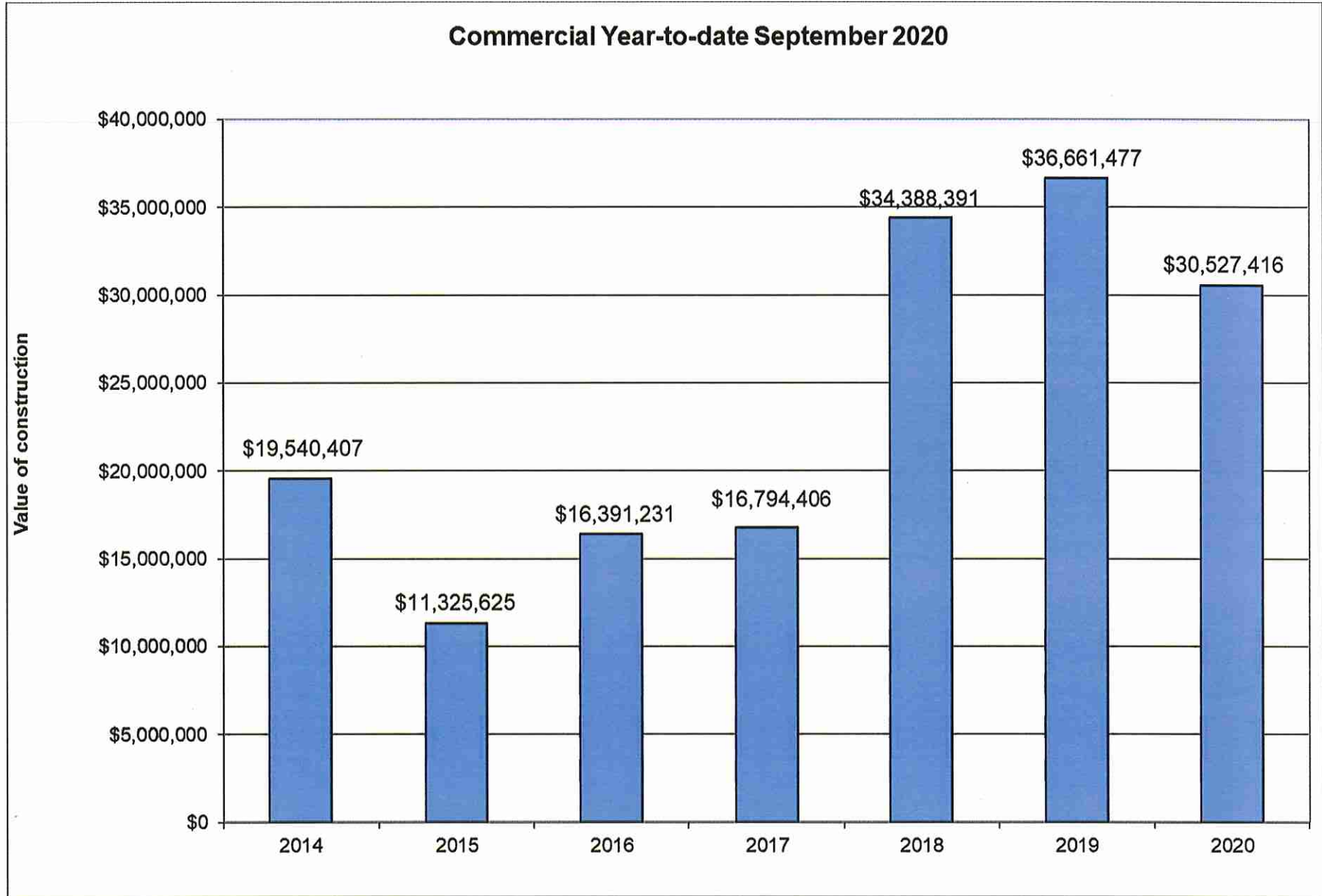
City of Chilliwack – Month-End Building Permit Issuance Report September 2020



City of Chilliwack – Month-End Building Permit Issuance Report September 2020



City of Chilliwack – Month-End Building Permit Issuance Report September 2020



City of Chilliwack – Month-End Building Permit Issuance Report September 2020

