

CITY OF CHILLIWACK - MUN. DEV. BLDG PERMITS - MONTH-END REPORT -- NEIGHBOURHOODS						
	April 2020			2020 Year-to-Date		
	Permits	Units	Value	Permits	Units	Value
Cattermole	0	0	\$0	1	0	\$4,080,825
Chilliwack Mountain	0	0	\$0	5	6	\$920,076
Chilliwack Proper	22	1	\$2,074,491	67	16	\$7,187,895
Eastern Hillside	2	3	\$712,151	13	13	\$3,194,151
Fairfield	2	0	\$175,000	7	0	\$435,180
Greendale Proper	0	0	\$0	5	3	\$1,570,000
Greendale Rural	11	1	\$33,420,000	26	6	\$37,831,108
Little Mountain	2	2	\$325,000	7	4	\$854,000
Majuba Hill	1	0	\$39,000	1	0	\$39,000
Promontory	3	2	\$560,000	16	20	\$4,113,996
Rosedale Proper	1	0	\$0	5	0	\$380,000
Ryder Lake	0	0	\$0	4	1	\$749,060
Sardis	9	4	\$894,888	31	8	\$14,319,459
Valley North	8	1	\$838,518	27	4	\$4,203,911
Valley South	4	1	\$340,000	7	2	\$690,699
Vedder	8	2	\$1,066,187	43	79	\$14,030,657
Village West	4	0	\$2,675,000	11	0	\$3,733,524
Yarrow Proper	2	3	\$575,000	12	5	\$14,527,570
Yarrow Rural	0	0	\$0	9	2	\$776,900
TOTALS	79	20	\$43,695,235	297	169	\$113,638,011

BUILDING PERMITS - APRIL 2020

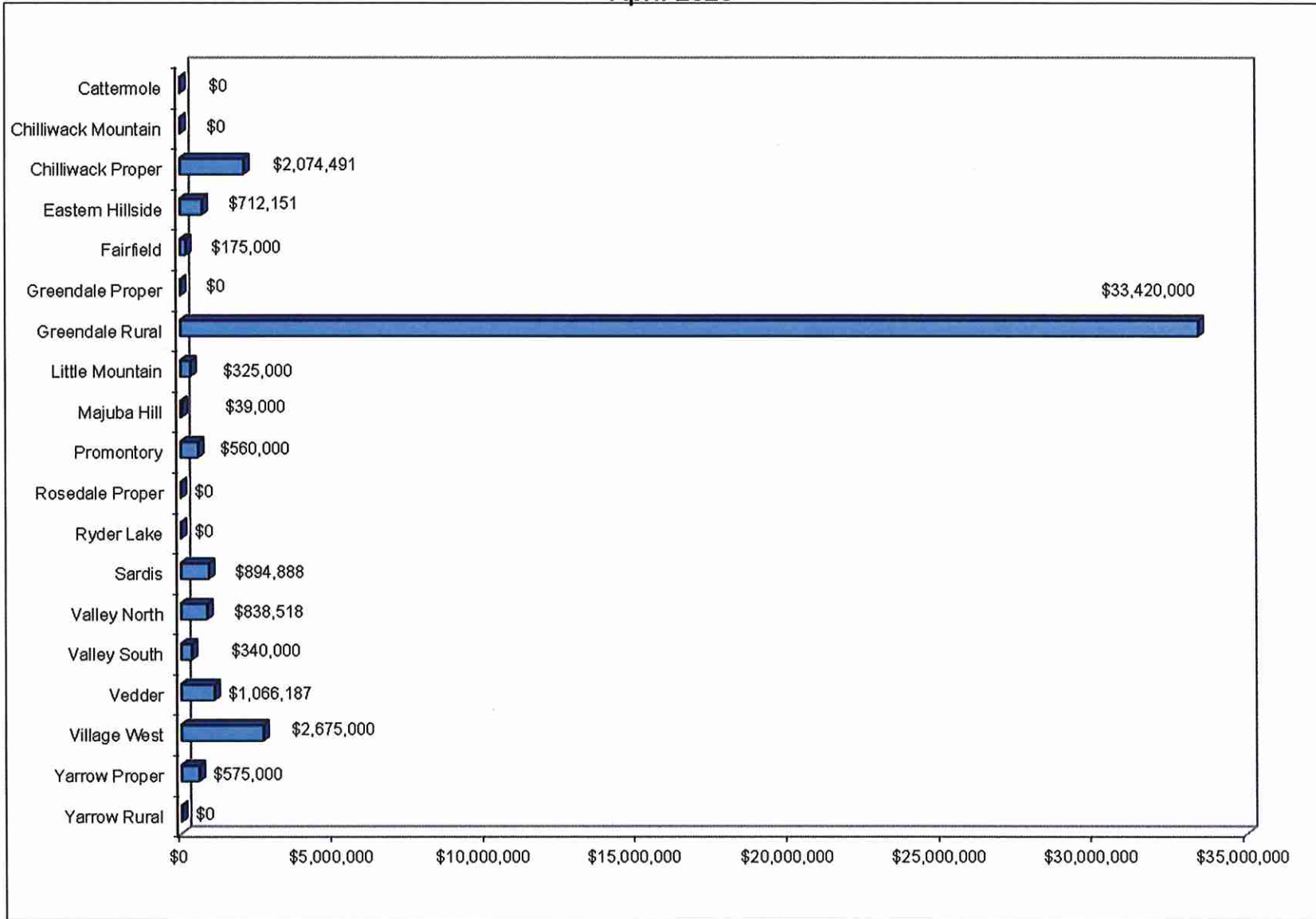
	APRIL 2020			2020 YEAR-TO-DATE			APRIL 2019			2019 YEAR TO-DATE		
RESIDENTIAL	PERMITS	UNITS	VALUE	PERMITS	UNITS	VALUE	PERMITS	UNITS	VALUE	PERMITS	UNITS	VALUE
New single family (fee simple)	7	11	2,544,406	43	53	14,324,372	11	12	5,388,408	51	61	20,401,379
New single family (strata)	2	3	702,151	19	25	4,658,347	5	6	1,290,000	26	27	6,756,387
First Nations Lease	0	0	0	0	0	0	0	0	0	0	0	0
New 2 family duplex (fee simple)	1	2	510,000	1	2	510,000	2	4	850,000	3	6	1,230,000
New 2 family duplex (strata)	0	0	0	0	0	0	0	0	0	4	8	1,800,000
New townhouses	0	0	0	3	15	2,550,000	0	0	0	2	7	1,356,030
New apartments	0	0	0	1	55	8,500,000	1	60	10,500,000	3	160	26,800,000
Mobile / manufactured homes	1	1	120,000	7	8	1,242,699	0	0	0	1	1	130,000
Secondary suites, TADs, etc.	0	0	0	5	5	179,000	3	3	125,000	21	21	1,007,000
Miscellaneous residential	18	3	1,108,668	74	6	9,778,854	21	2	1,780,060	65	6	4,040,995
TOTAL RESIDENTIAL	29	20	4,985,225	153	169	41,743,272	43	87	19,933,468	176	297	63,521,791
COMMERCIAL	PERMITS	M2	VALUE	PERMITS	M2	VALUE	PERMITS	M2	VALUE	PERMITS	M2	VALUE
New commercial buildings	1	315	600,000	3	1,446	3,450,000	0	0	0	2	659	885,000
Misc. commercial (additions, improvements, etc.)	17	0	2,192,563	34	0	8,161,063	5	0	253,000	18	57	2,500,600
Commercial Signs	2	0	38,447	20	0	409,135	4	0	67,850	14	0	372,178
TOTAL COMMERCIAL	20	315	2,831,010	57	1,446	12,020,198	9	0	320,850	34	716	3,757,778
INDUSTRIAL	PERMITS	M2	VALUE	PERMITS	M2	VALUE	PERMITS	M2	VALUE	PERMITS	M2	VALUE
New industrial buildings	1	892	1,800,000	2	17,089	15,300,000	0	0	0	1	7,374	5,500,000
Misc. industrial (additions, improvements, etc.)	1	131	600,000	4	5,188	4,856,980	1	160	50,000	4	350	210,000
TOTAL INDUSTRIAL	2	1,023	2,400,000	6	22,277	20,156,980	1	160	50,000	5	7,724	5,710,000
INSTITUTIONAL	PERMITS	M2	VALUE	PERMITS	M2	VALUE	PERMITS	M2	VALUE	PERMITS	M2	VALUE
New institutional buildings	1	9,228	32,000,000	2	9,228	32,045,000	0	0	0	0	0	0
Misc. institutional (additions, improvements, etc.)	0	0	0	3	0	1,200,000	0	0	0	1	0	325,000
TOTAL INSTITUTIONAL	1	9,228	32,000,000	5	9,228	33,245,000	0	0	0	1	0	325,000
AGRICULTURAL	PERMITS	M2	VALUE	PERMITS	M2	VALUE	PERMITS	M2	VALUE	PERMITS	M2	VALUE
New agricultural buildings	8	3,129	1,144,000	17	7,605	2,852,168	2	3,244	750,000	25	20,687	5,539,728
Misc. agricultural (additions, etc.)	2	627	335,000	8	4,165	3,620,393	2	658	200,000	6	5,006	1,167,220
TOTAL AGRICULTURAL	10	3,756	1,479,000	25	11,770	6,472,561	4	3,902	950,000	31	25,693	6,706,948
OTHER	PERMITS	Yr-to-date	2019 PRMT	2019 Yr-to-Date	BUILDING INSPECTIONS							
Demolition	10	31	7	36	APRIL 2020							
Service Permits	7	20	7	18	2020 YEAR-TO-DATE:							
					APRIL 2019							
					2019 YEAR-TO-DATE							
					931							
					3,521							
					1,075							
					3,594							
	APRIL 2020			2020 YEAR-TO-DATE			APRIL 2019			2019 YEAR TO-DATE		
MONTH-END TOTALS	79	20	43,695,235	297	169	113,638,011	71	87	21,254,318	301	297	80,021,517

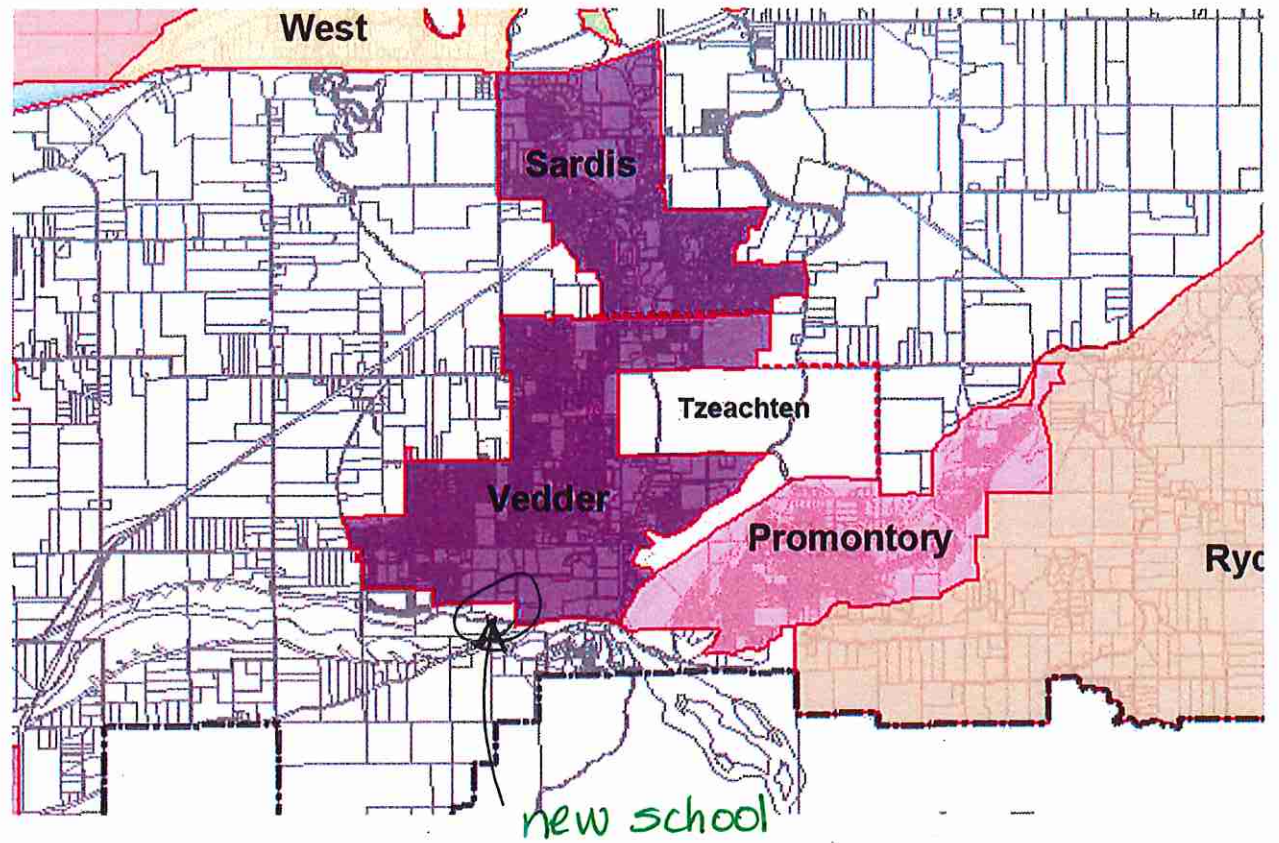
BUILDING PERMITS REPORT
APRIL 2020

<u>PERMITS</u>	<u>TYPE</u>	<u>UNITS</u>	<u>VALUE</u>
9	Single Family Dwellings	14	\$3,246,557
0	First Nations Lease	0	\$0
1	New Two-Family Dwellings	2	\$510,000
0	New Multi-Family Dwellings	0	\$0
1	Mobile Homes, TADs, etc.	1	\$120,000
0	Townhouses	0	\$0
18	Miscellaneous Residential Permits	3	\$1,108,668
		<u>Area (M²)</u>	
1	New Commercial Permits Area 3 - 5754 Vedder - New Retail Bldg - \$600,000	315	\$600,000
19	Miscellaneous Commercial Permits Area 1 - 44954 Yale - Interior Renos - Murray Honda - \$175,000 Area 1 - 46128 Yale - TI Field House - \$300,000 Area 1 - 46325 Yale - TI Popeye's - \$250,000 Area 1 - 46128 Yale & 9251 Woolly Dog - TI Offices - \$500,000 Area 1 - 9700 Menzies - TI Dollar Store - \$250,000	0	\$2,231,010
1	New Industrial Permits Area 1 - 44109 Yale - NW Industrial Bldg - \$1,800,000	892	\$1,800,000
1	Misc. Industrial Permits Area 1 - 44109 Yale - Addition to Industrial Bldg - \$600,000	131	\$600,000
1	New Institutional Permits Area 2 - 5337 Tyson - School - \$32,000,000	9,228	\$32,000,000
0	Miscellaneous Institutional Permits	0	\$0
10	Agricultural Permits Area 4 - 8905 Upper Pr. - Poultry Barn - \$450,000 Area 2 - 6745 Summas Pr. - Machine Shed - \$180,000	3,756	\$1,479,000
10	Demolition Permits	N/A	
7	Service Permits	N/A	
	TOTAL PERMITS ISSUED	79	
	TOTAL NUMBER DWELLING UNITS	20	
	TOTAL AREA (M²) (NON-RESIDENTIAL)	14,322	
	TOTAL VALUE OF CONSTRUCTION		\$43,695,235

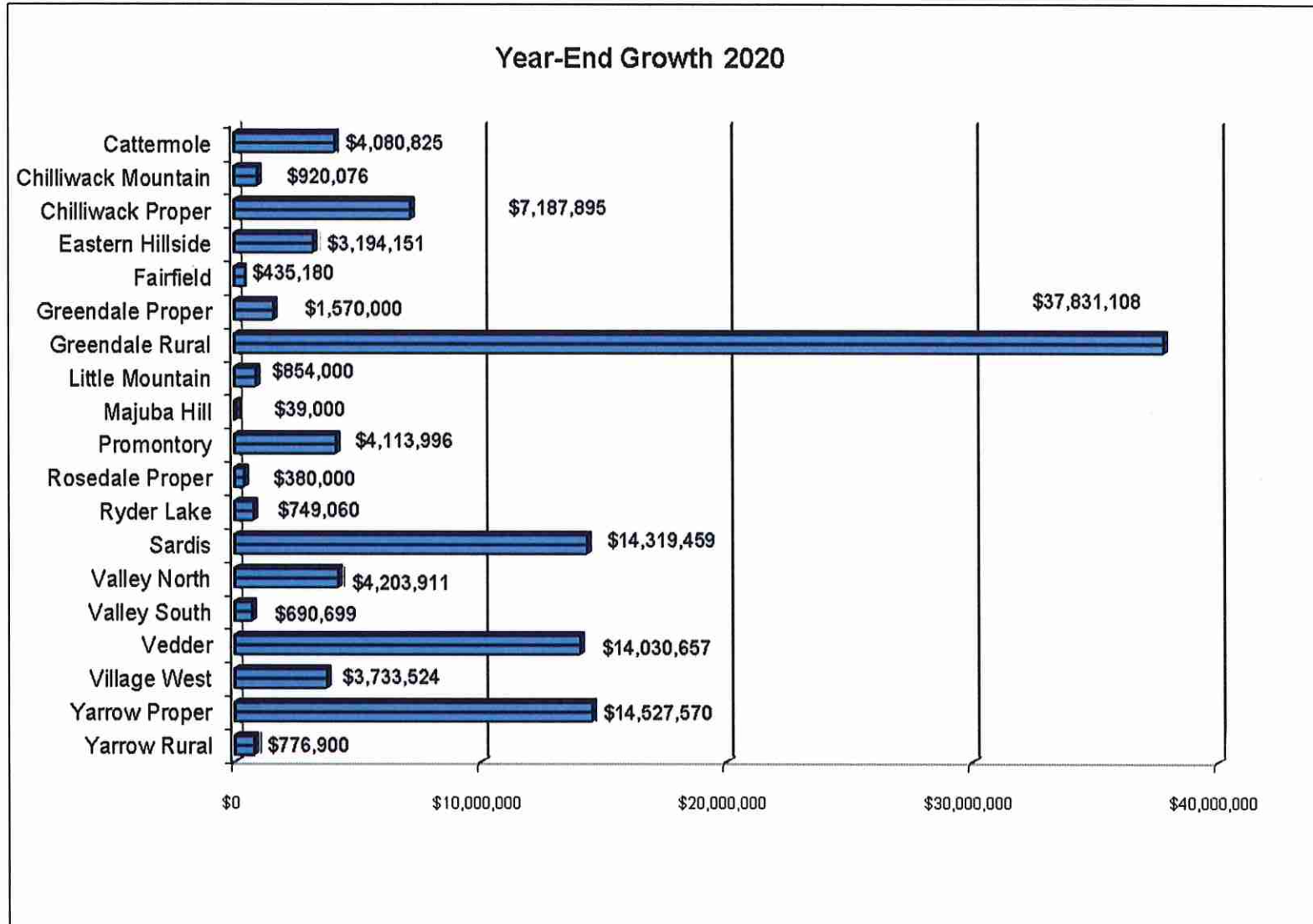
City of Chilliwack – Month-End Building Permit Issuance Report April 2020

April 2020



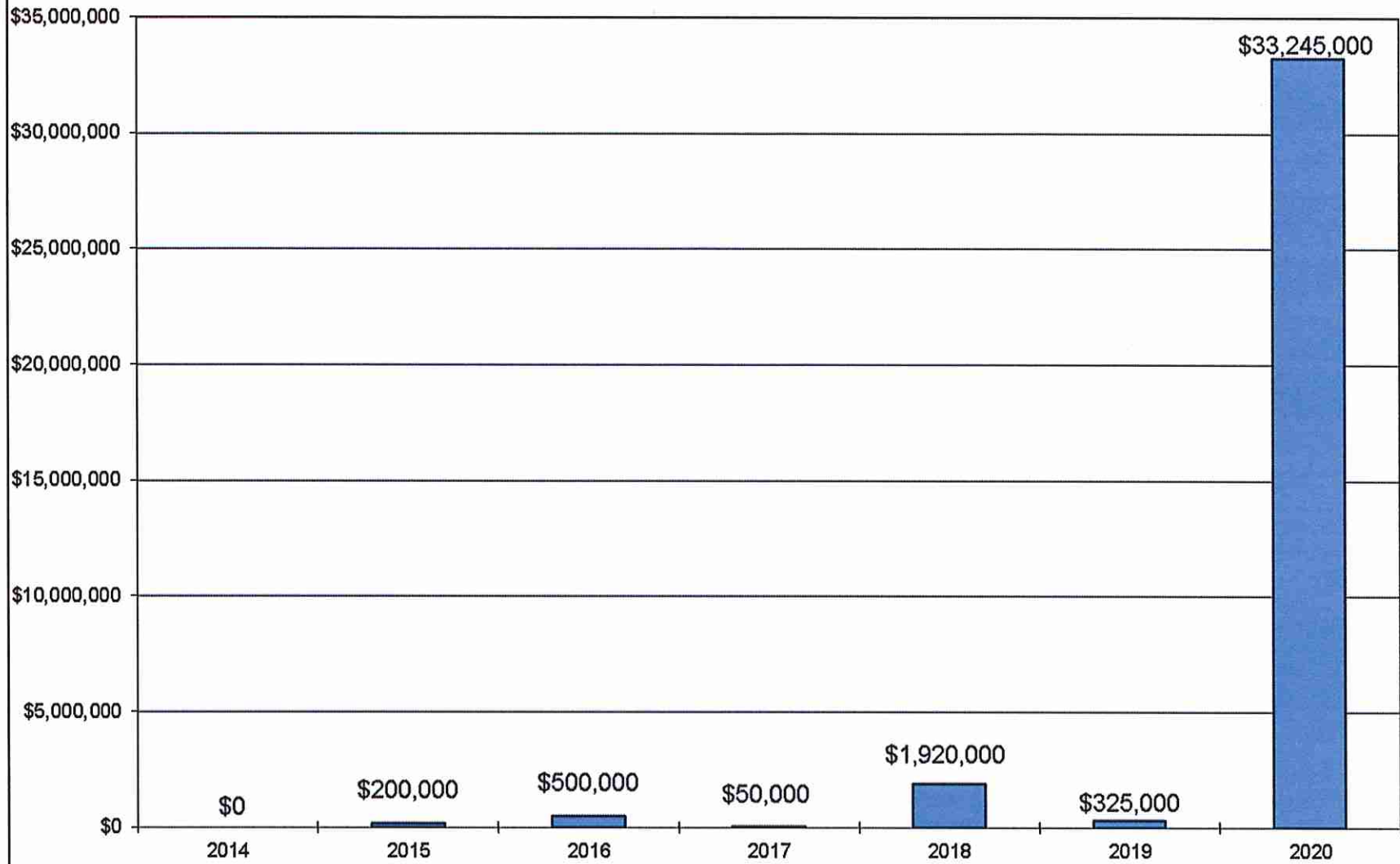


City of Chilliwack – Month-End Building Permit Issuance Report April 2020

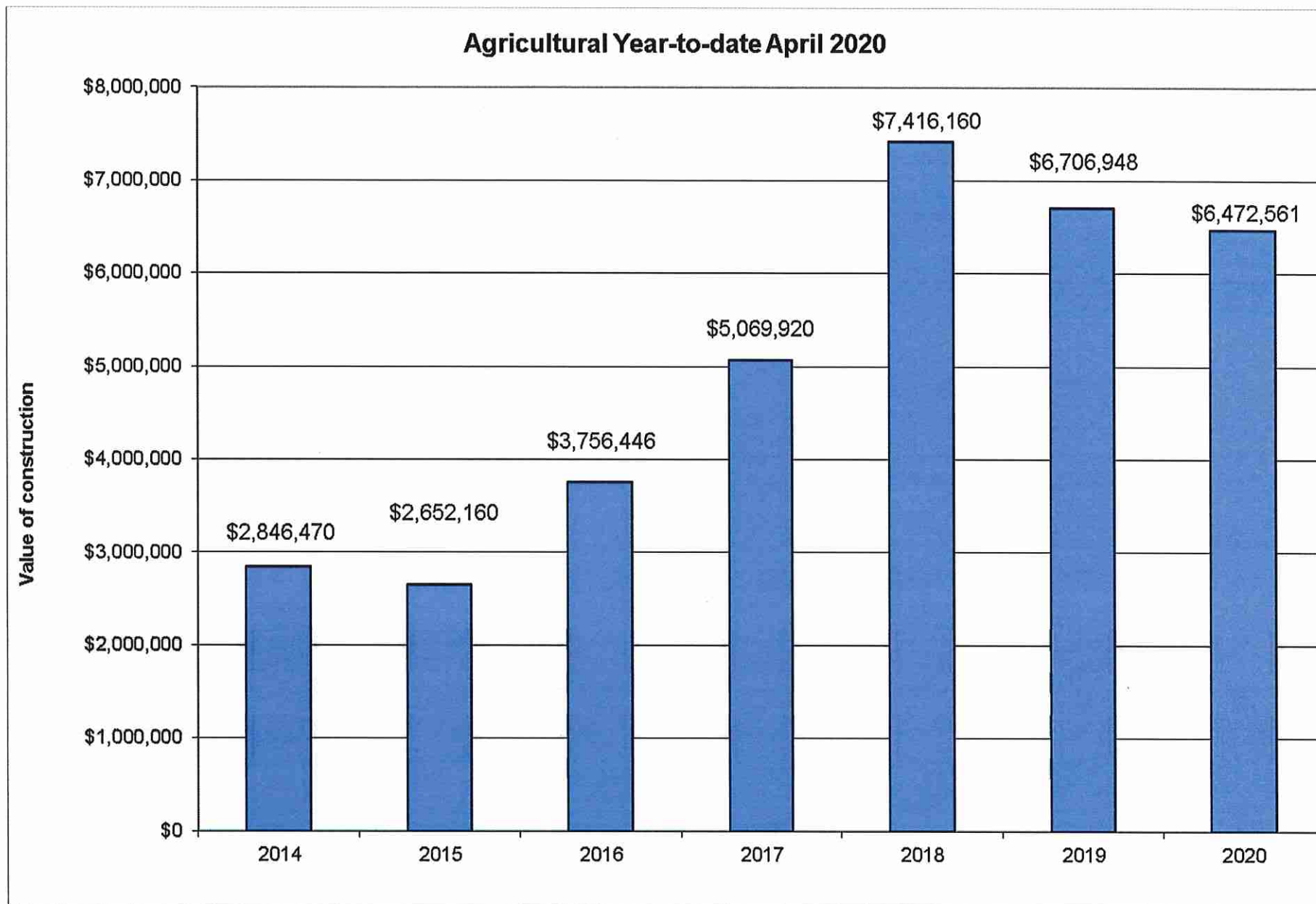


City of Chilliwack – Month-End Building Permit Issuance Report April 2020

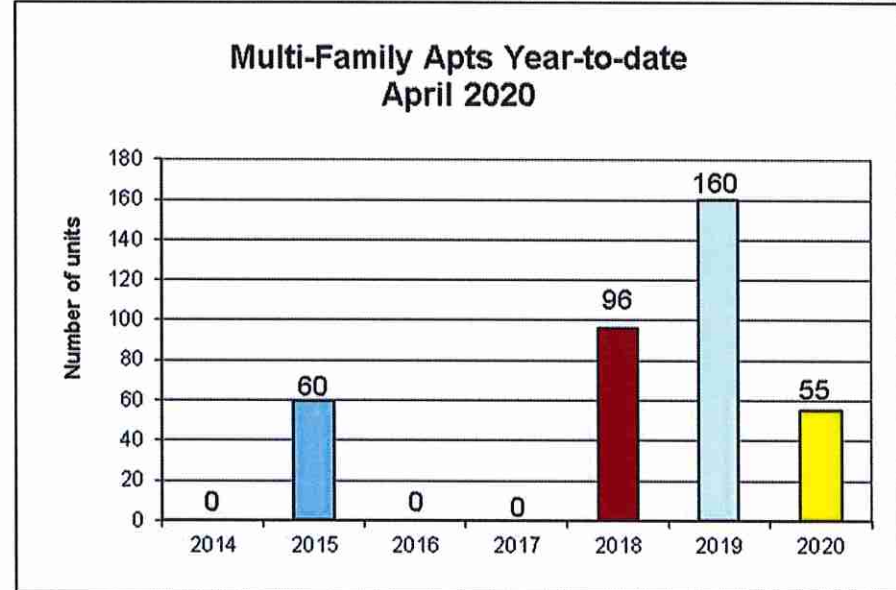
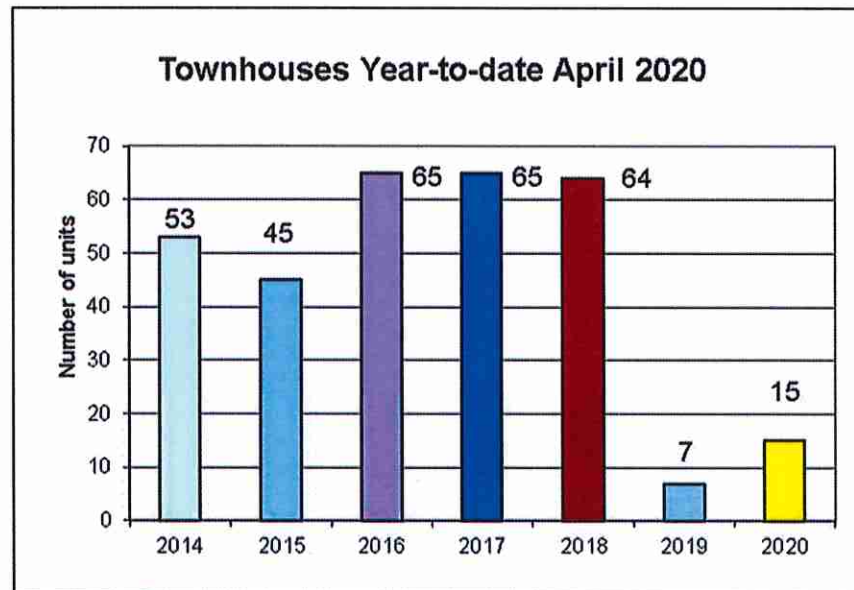
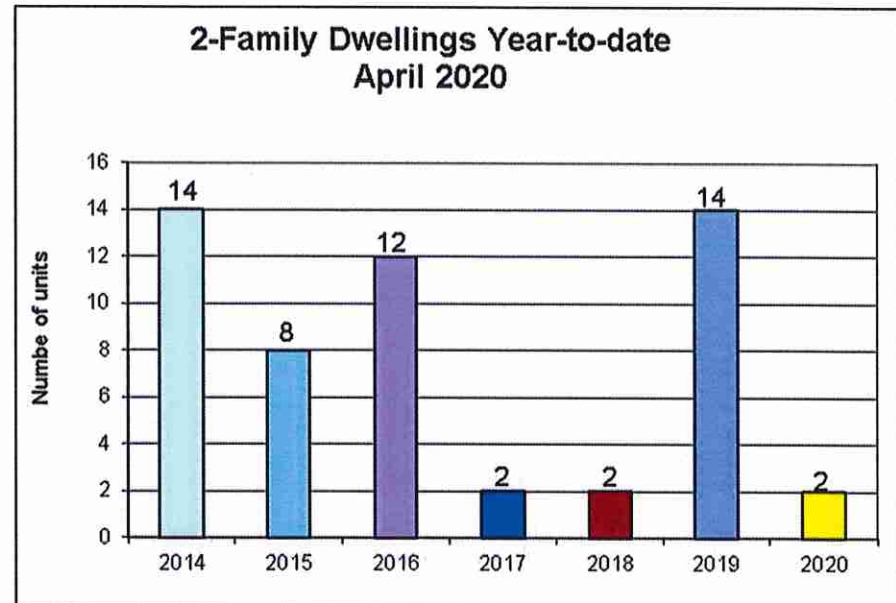
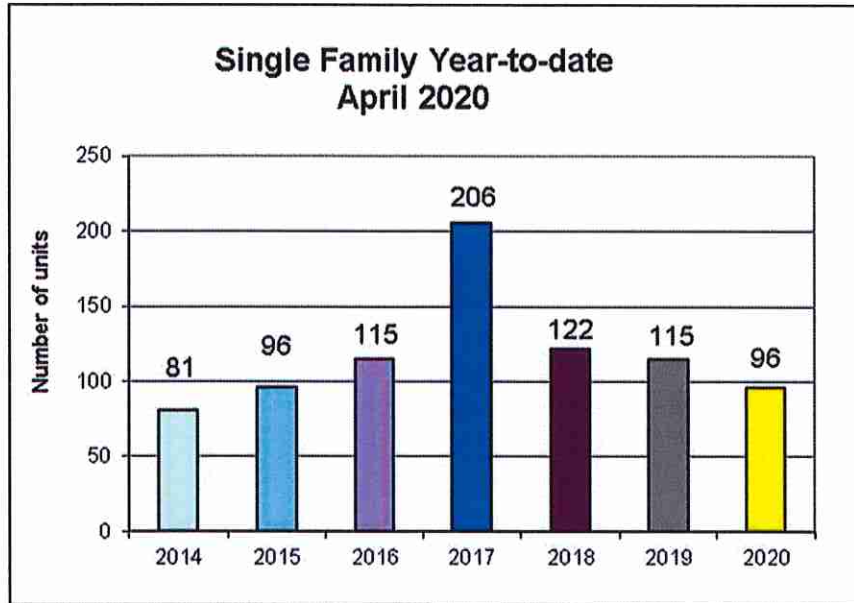
Institutional Year-to-date - April 2020



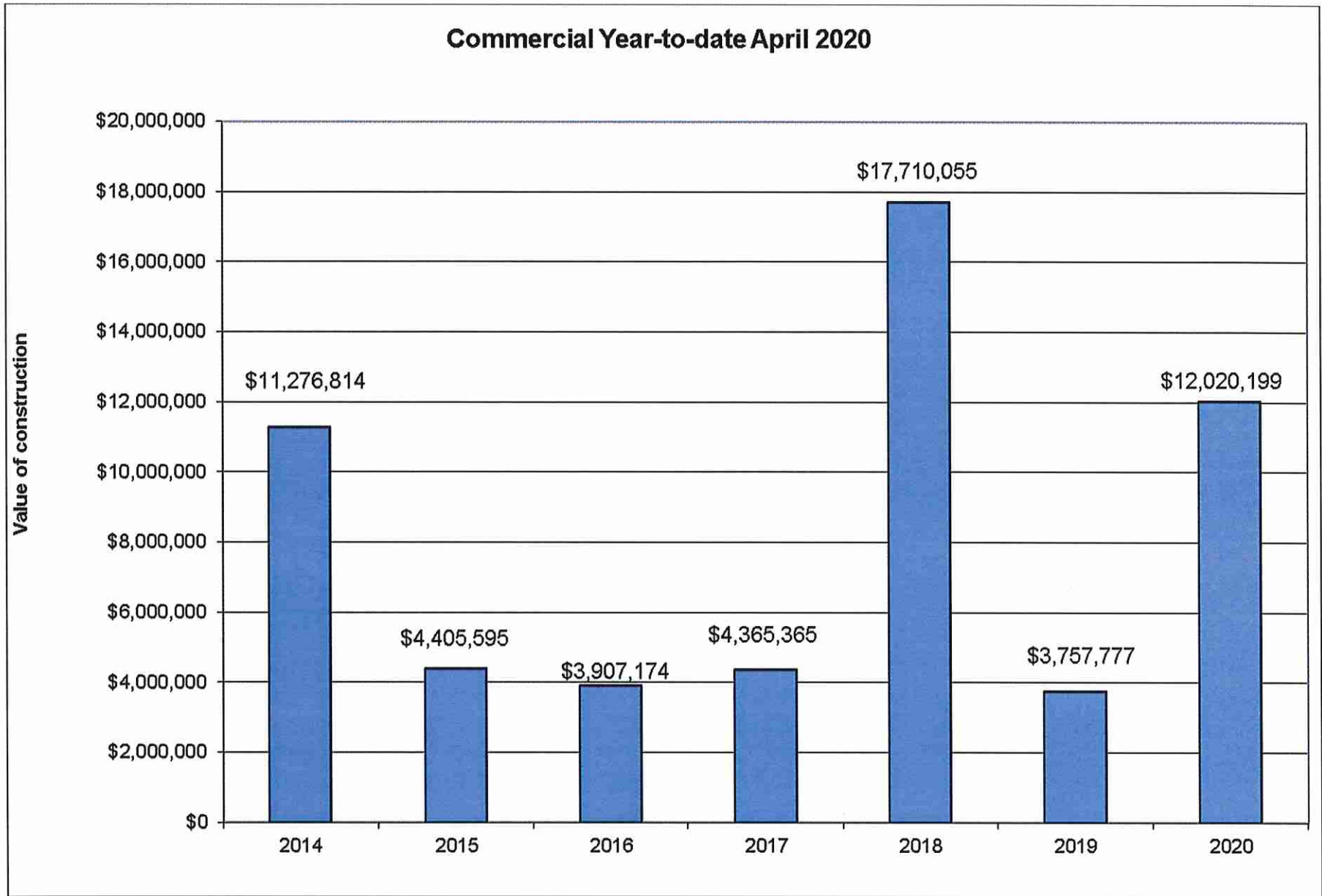
City of Chilliwack – Month-End Building Permit Issuance Report April 2020



City of Chilliwack – Month-End Building Permit Issuance Report April 2020



City of Chilliwack – Month-End Building Permit Issuance Report April 2020



City of Chilliwack – Month-End Building Permit Issuance Report April 2020

