

# Roadway Signs



## Stop Sign

*Colour:* White on red

*Enforcement:* Regulatory

*Drivers:* “Come to a complete stop and only proceed when it is safe to do so”.



## Yield

*Colour:* White inner triangle and border on red background

*Enforcement:* Regulatory

*Drivers:* “Yield the right of way to all other traffic,



## Maximum Speed

*Colour:* Black on white

*Enforcement:* Regulatory

*Drivers:* “This sign indicates the maximum speed permitted, in kilometres per hour, under ideal conditions”.



## Maximum Speed Ahead

*Colour:* Black on white

*Enforcement:* Regulatory

*Drivers:* “This sign gives information of lower maximum speed ahead”.



## Maximum Speed Unless Otherwise Posted

*Colour:* Black on white

*Enforcement:* Regulatory

*Drivers:* “This sign displayed at the boundary of a geographical area indicates the maximum speed, in kilometres per hour, permitted in that area unless there is another sign in place showing another maximum speed”.



## Kilometres Per Hour (km/h) Tab

*Colour:* Black on white

*Enforcement:* Regulatory

*Drivers:* “This tab is optional and may, but need not, be used under any of the foregoing signs displaying a maximum speed to indicate that speeds shown on the signs are in kilometres per hour”.



### **One Way**

**Colour:** White reflectorized arrow and border on black background

**Enforcement:** Regulatory

**Drivers:** “This sign identifies a highway upon which traffic is allowed to travel only in the direction indicated by the arrow. “ONE WAY” text may be displayed within the arrow on the sign.”.



### **Do Not Enter**

**Colour:** White background and horizontal bar, red disc and black border.

**Enforcement:** Regulatory

**Drivers:** “Vehicles must not enter a highway marked by this sign. “DO NOT ENTER” text may be displayed within the red disc on the sign”.




### **Two Way Traffic**

**Colour:** Black on white background

**Enforcement:** Regulatory

**Drivers:** “This sign indicates a 2-lane, 2-way highway on which vehicles for each direction must proceed in their right hand lane unless legally overtaking and passing other vehicles”.



### **Keep Right**

**Colour:** Black on white background

**Enforcement:** Regulatory

**Drivers:** “Vehicles must keep to the right of any object upon which this sign is erected”.



### No Turn On Red

**Colour:** Black and red on white background

**Enforcement:** Regulatory

**Drivers:** “When this sign is displayed near a traffic signal, vehicles must not make a turn on a red signal. The right or left turn restriction may be displayed. A tab may be used below this sign to indicate time of day and days of week the restriction is in effect”.



### Turn Control Signs

**Colour:** Green rings, black arrows and borders on white background

**Enforcement:** Regulatory

**Drivers:** “All vehicles are restricted to making only the movement or movements permitted by the sign”.




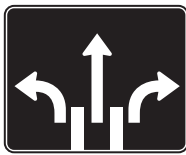
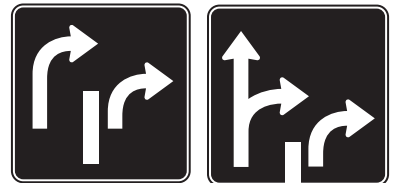
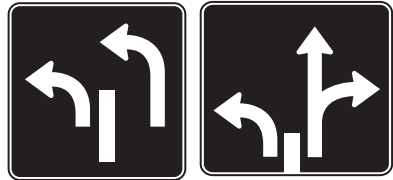


### Turn Control Signs

**Colour:** Red rings and diagonal bars, black arrows and borders on white backgrounds

**Enforcement:** Regulatory

**Drivers:** “All vehicles are not allowed to make the movement prohibited by the sign. Conditional tabs may be used indicating the times and days of the week the control is in effect and what vehicle types are exempt. For example: 4:00 - 6:00 p.m. Mon. - Fri. OR Buses Exempt”.





### Lane Use Signs

**Colour:** White on black background

**Enforcement:** Regulatory

**Drivers:** "All vehicles within a traffic lane, over which any of these signs is suspended, must make only the movement or movements indicated on the sign when arriving at the next intersection".

### Lane Use Signs

**Colour:** White on black background

**Enforcement:** Regulatory

**Drivers:** "These signs, when erected on the shoulder of the road, indicate the mandatory lane use arrangement at the next intersection".

### Lane Use Signs

**Colour:** White on black background

**Enforcement:** Regulatory

**Drivers:** "These signs, when erected over or prior to a 2-way left turn lane, indicate that the lane is subject to two-way traffic for the purpose of accessing properties along that segment of road".

### Dangerous Goods Route Sign

**Colour:** White background, green circle, black centre diamond and border.

**Enforcement:** Regulatory

**Drivers:** "This sign indicates that vehicles transporting dangerous goods as defined in the *Transport of Dangerous Goods Act* are permitted to travel along a street or highway".



### **Dangerous Goods Prohibition Sign**

**Colour:** White background, red circle and centre slash, black centre diamond and border

**Enforcement:** Regulatory

**Drivers:** “This sign indicates that vehicles transporting dangerous goods as defined in the *Transport of Dangerous Goods Act* are prohibited from travelling upon a street or highway”.



### **Truck Signs**

**Colour:** Black and red or green on white background.

**Enforcement:** Regulatory

**Drivers:** “These signs indicate that trucks, defined as ‘commercial vehicles’ in the *Commercial Transport Act*, are either permitted (green circle) or prohibited (red circle with diagonal line). Arrow tabs or text identifying the lanes may be used below these signs to indicate truck routes or lane designations. The truck symbol may be combined within any sign to convey information or regulation that pertains to truck traffic only. Conditional tabs may be added below these signs to specify vehicle types, time of day, day of week or Gross Vehicle Weight limits”.



### **Pedestrian**

**Colour:** Black on yellow background

**Enforcement:** Warning

**Drivers:** “Pedestrians may be walking along or crossing the highway at any time”.



### **School Area**

**Colour:** Black on fluorescent yellow-green background

**Enforcement:** Warning

**Drivers:** “This sign indicates there is a school nearby and school children may be present near or on the roadway”.



### **School Crosswalk Ahead**

**Colour:** Black on fluorescent yellow-green background

**Enforcement:** Warning

**Drivers:** “This sign warns that school children may be crossing the highway in a crosswalk ahead”.



### **Playground Area**

**Colour:** Black on yellow background

**Enforcement:** Warning

**Drivers:** “A playground area is located nearby. Children may be walking along or crossing over the highway”.



### School Area with 30 km/h tab

**Colour:** Black on fluorescent yellow-green background; tab is black on white background

**Enforcement:** Regulatory

**Drivers:** This sign establishes a maximum speed zone of 30 km/h on school days between 7:30 a.m. and 5 p.m. The back of the sign assembly for the opposite direction of travel terminates the 30 km/h speed zone.



### Playground Area with 30 km/h tab

**Colour:** Black on yellow background; tab is black on white background

**Enforcement:** Regulatory

**Drivers:** This sign establishes a maximum speed zone of 30 km/h from dawn to dusk daily. The back of the sign assembly for the opposite direction of travel terminates the 30 km/h speed zone.



### Pedestrian Crosswalk

**Colour:** Black on white background

**Enforcement:** Regulatory

**Drivers:** “These signs mark the site of a pedestrian crosswalk. Motorists are required to yield the right of way to pedestrians within the crosswalk in accordance with the law”.



### Special Pedestrian Crosswalk

**Colour:** Black on white background with two flashing yellow beacons

**Enforcement:** Regulatory

**Drivers:** “These signs mark the site of a pedestrian crosswalk. Motorists are required to yield the right of way to pedestrians within the crosswalk in accordance with the law”.



### **Advance Low Clearance Sign**

*Colour:* Black on yellow background

*Enforcement:* Warning

*Drivers:* “This sign warns of a low overhead clearance and shows the height in metres from the roadway surface to the overhead obstruction”.



### **Low Clearance Sign**

*Colour:* Black on yellow background

*Enforcement:* Warning

*Drivers:* “This sign is placed on an overhead obstruction to indicate the height in metres from the road surface to the obstruction”.



### **Advisory Speed Tab**

*Colour:* Black on yellow background

*Enforcement:* Warning

*Drivers:* “This sign is displayed below warning signs to indicate the safe speed in kilometres per hour at which it is advisable to proceed under normal driving conditions”.



### **Stop Ahead Sign**

*Colour:* Red octagon, black arrow and border on yellow background

*Enforcement:* Warning

*Drivers:* “This sign warns of a stop ahead”.



### **Signals Ahead Sign**

*Colour:* Red, yellow and green discs (top to bottom) in black vertical rectangle. Black border and yellow background

*Enforcement:* Warning

*Drivers:* “This sign warns of traffic signal lights ahead”.



### **No Stopping Any Time Sign**

*Colour:* Black stop symbol and arrows, red ring and diagonal bar on white background

*Enforcement:* Regulatory

*Drivers:* “Vehicles must not be stopped at any time in a zone marked by signs of this type. Arrows indicate directions in which the zone applies”.



### No Stopping Sign

**Colour:** Black stop symbol, arrows, numerals and letters, red ring and diagonal stroke on white background

**Enforcement:** Regulatory

**Drivers:** "Vehicles must not be stopped in a zone marked by signs of this type on the days and during the periods specified on the signs. Arrows indicate directions in which the zone applies".



### No Parking Any Time Sign

**Colour:** Black letter and arrows, red ring and diagonal stroke on white background

**Enforcement:** Regulatory

**Drivers:** "Vehicles must not be parked at any time in a zone marked by signs of this type. Arrows indicate directions in which the zone applies".



### No Parking Sign

**Colour:** Black arrows, letters and numerals; red ring and diagonal stroke on white background

**Enforcement:** Regulatory

**Drivers:** "Vehicles must not be parked in a zone marked by signs of this type on the days and during the periods specified on the signs. Arrows indicate directions in which the zone applies".



### Parking Permitted

**Colour:** Black arrows, letters and numerals; green ring on white background

**Enforcement:** Regulatory

**Drivers:** "Vehicles may be parked in a zone marked by signs of this type for a period not exceeding the number of minutes or hours specified on the signs. Such restriction is only in effect on the days and during the periods also specified. Arrows indicate the direction in which the zone applies".



### Disabled Parking

**Colour:** White background throughout, red top circle and centre slash, black centre, green bottom circle, black centre symbol, black arrows and black border.

**Enforcement:** Regulatory

**Drivers:** "Only vehicles transporting or driven by disabled persons may park in parking spaces which display this sign".