

Parents / Guardians

Encourage your children to walk or cycle to and from school on a regular basis.

Promote healthy living.

Save yourself from traffic and scheduling hassles.

Cut out even a few car trips to school.

Show your children what a great driver you are!

Model excellent driving behaviour.

Respect our neighbours and please don't block driveways. Improve our school, our community and our environment.

Students want independence, but need reminding that they are not indestructible. Help children learn how to make responsible choices by talking about safe walking habits.

Although parent volunteers have walked these main pedestrian routes to check for major safety issues, please keep in mind that no route can be guaranteed safe.

Main goal of the Robertson Elementary Safer School Travel (SST) Team is to help students get to and from school safely.

The SST Team needs your participation to promote student safety.

Check out school notices and bulletin boards for ongoing projects to promote SST.

Your ideas and feedback are welcome.

If you have questions or comments please contact:

Taryn Dixon, Principal (604) 795-5312

Donna Purych, SST Team Leader (604) 795-5312

Ineke Schuurman, Chilliwack Safer City Coordinator (604) 793-2766

Website:

Chilliwack Safer City—www.chilliwack.com/safercity

Robertson Elementary- <http://robertson.sd33.org/>



30 km/h

School Zone 30 km/h limit is in effect from 7:30 am to 5 pm on school days.



Crosswalk - **YIELD** to pedestrians. If there is a crossing guard, or student patrol, follow their directions.



Cyclists may be on the roadway.



Playground Area—presence of children on or near the road, could represent an unexpected hazard to the driver.



Artwork courtesy of: Tanya, Grade 4


This map was produced with the cooperation of:



ROBERTSON ELEMENTARY



Street Wise



Artwork courtesy of Kiya, Grade 4

... Best Walking Routes



Street Wise Tips

SIDEWALKS:

- ◆ If there is a SIDEWALK, use it.
- ◆ If there is NO SIDEWALK:
 - Walk facing traffic.
 - Walk on the gravel shoulder or grass boulevard.
 - Walk onto road edge after traffic passes.

CROSSING THE STREET:

- ◆ NEVER JAYWALK!!!
- ◆ STOP at the curb or road edge.
- ◆ LOOK left right and then left again.
- ◆ CROSS when the street is clear, but keep looking and listening.
- ◆ DO NOT step onto the roadway until ALL vehicles have stopped moving.
- ◆ WATCH for left and right turning vehicles.
- ◆ LOOK at the driver to make eye contact.
- ◆ REMEMBER—a crosswalk does not guarantee safety.

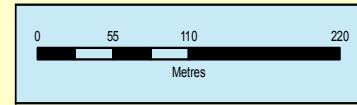

CROSSING AT THE TRAFFIC SIGNAL:

- ◆ PRESS button at desired crossing.
- ◆ WAIT for all traffic to stop.
- ◆ CHECK over your shoulder and make sure no one is turning.
- ◆ START crossing when "WALK" signal is shown.
- ◆ WATCH and listen when crossing.
- ◆ If the "DON'T WALK" signal starts to flash—keep going.
- ◆ DO NOT start to cross when the "DON'T WALK" signal is flashing.

MORE SAFETY TIPS:

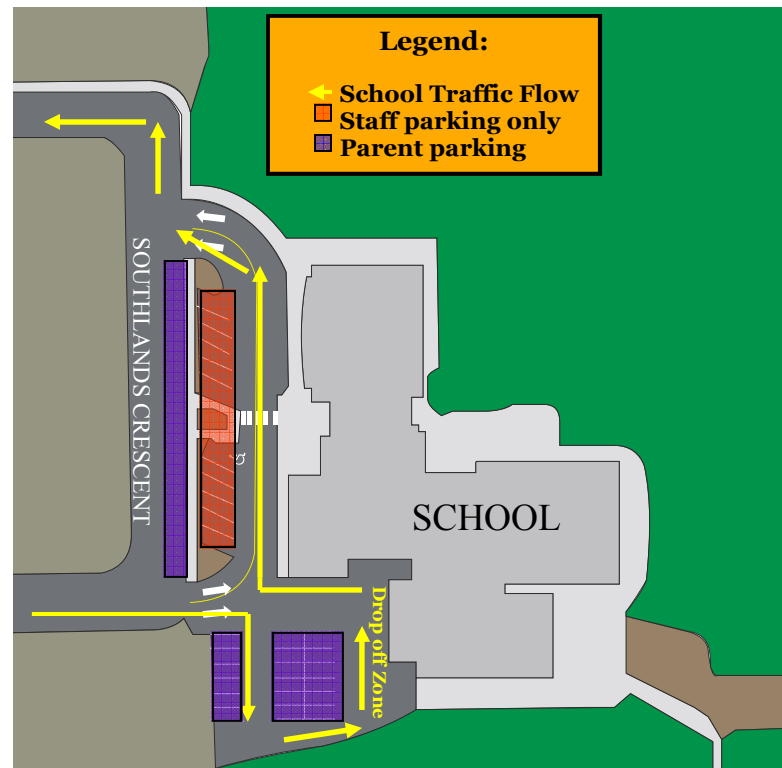
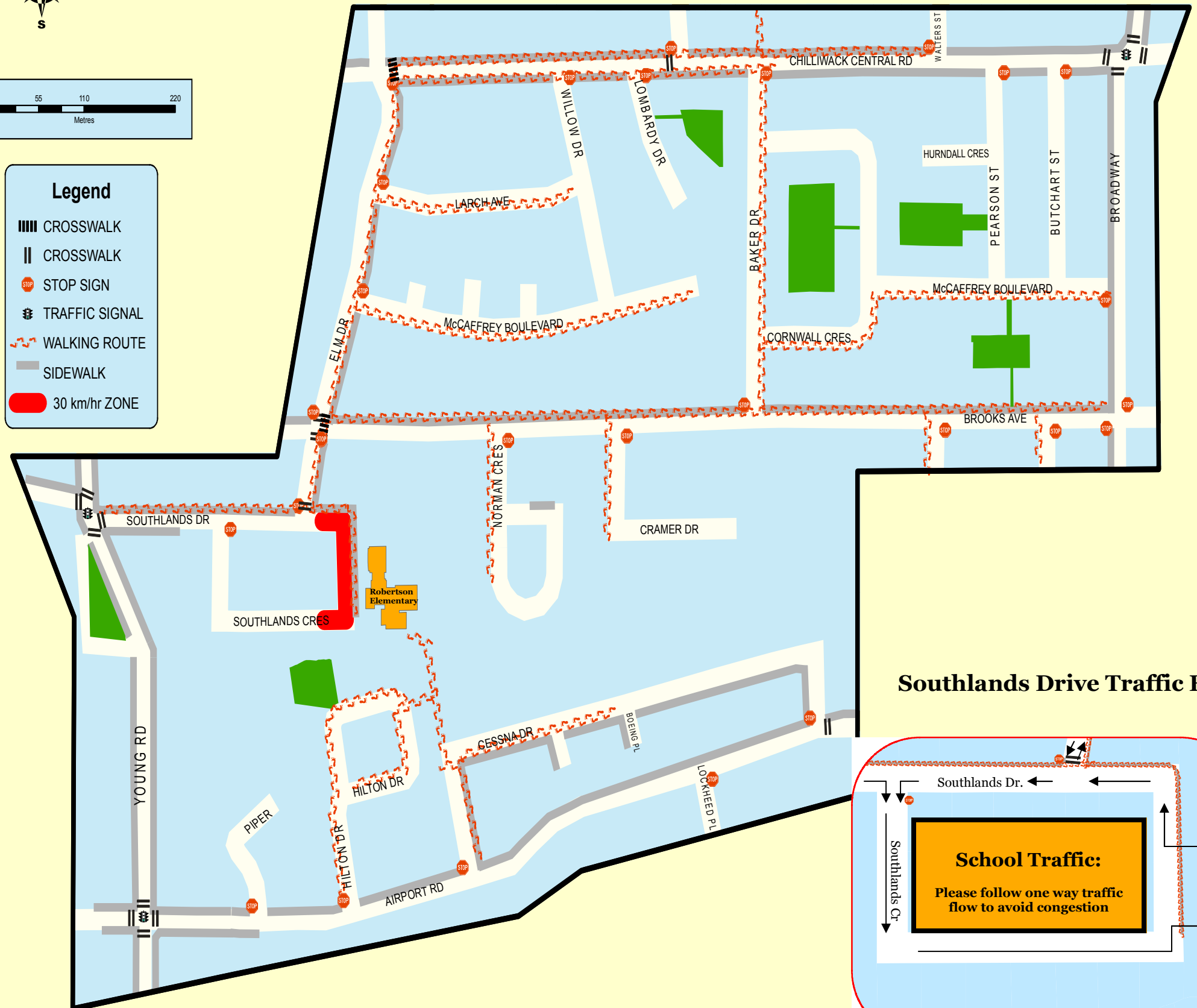
- ◆ BUDDY UP—walk with a friend.
- ◆ BE SEEN—wear something brightly colored.
- ◆ BE ALERT—do not wear headphones while walking or biking to school.

Robertson Elementary School — Best Walking Routes to School



Legend

- ▬▬▬ CROSSWALK
- ▬▬ CROSSWALK
- STOP SIGN
- Ⓢ TRAFFIC SIGNAL
- - - WALKING ROUTE
- ▬ SIDEWALK
- 30 km/hr ZONE



Southlands Drive Traffic Flow

