

**City of Chilliwack**

**Bylaw No. 4686**

**A Bylaw to Regulate the use of Highways**

---

The Council of the City of Chilliwack in open meeting assembled enacts as follows:

**CITATION**

1. This Bylaw may be cited as **“Highway and Traffic Bylaw 2019, No. 4686”**.

**REPEAL**

2. “Highway and Traffic Bylaw 2004, No. 3023” and amendments thereto are hereby repealed.

**INTERPRETATION**

3. In this Bylaw:

“Bicycle” means a device having any number of wheels that are propelled by human power and on which a person may ride;

“Bicycle Lane” means that portion of a Highway that is designated for use by cyclists and which is adjacent and parallel to the Highway and separated from it by means of road markings;

“Boulevard” means the area between the curb lines, the lateral lines or the shoulder of a roadway and the adjacent property line;

“Bylaw Enforcement Officer” means a person appointed by Council as a Bylaw Enforcement Officer for the City of Chilliwack and includes a Traffic Warden;

“Chief of Police” means the senior member of the Royal Canadian Mounted Police in the City of Chilliwack or designate;

“City” means the City of Chilliwack;

“Centre Line of Highway” means the physical centre of the Highway except where otherwise marked to denote the dividing line between directions of opposing Traffic;

“Combination of Vehicles” means a combination of Vehicle and Trailer or Vehicle and Trailers;

“Council” means the Council of the City of Chilliwack;

“Crosswalk” means:

- (a) a portion of the roadway at an Intersection or elsewhere distinctly indicated for Pedestrian crossing by signs or by lines or other markings on the surface, or,

- (b) the portion of Highway at an Intersection that is included within the connection of the lateral lines of the Sidewalks on the opposite sides of the Highway, or within the extension of the lateral lines of the Sidewalk on one side of the Highway, measured from the curbs, or in the absence of curbs, from the edges of the roadway;

“Cul-de-sac” means a Dead-end Highway with a round bulb at one end to facilitate the turnaround of a vehicle in one seamless motion;

“Cul-de-sac Bulb” means a circular area at the end of a Dead-end Highway to allow vehicles to turn around;

“Dead-end” means a Highway that only has one way in or out;

“Driver” means a person who drives or is in actual physical control of a Vehicle including a person who can take control of a Vehicle with an automated driving system;

“Emergency Vehicle” means a Vehicle:

- (a) carrying rescue or first aid equipment where there is an urgent emergency;
- (b) driven by a member of a fire department in the discharge of their duties; or,
- (c) driven by a peace officer, constable or member of the police branch of Her Majesty's Armed Forces in the discharge of their duties;

“Engineer” means the Director of Engineering and the Director of Public Works and Parks for the City of Chilliwack or person authorized by Council, by name of office or otherwise, to act in the place of the Director;

“Extraordinary Traffic” means and includes carriage of goods or persons over a Highway whether in Vehicles drawn by animal power or propelled by other means, that in conjunction with the nature or existing condition of the Highway is so extraordinary or improper in the quality or quantity of the goods or the number of persons carried, or in the mode or time of use of the Highway, or in the speed at which the Vehicles are driven or operated, as to, substantially alter or increase the burden imposed on the Highway through its proper use by ordinary Traffic, and cause damage and expense to the Highway beyond what is reasonable or ordinary;

“Heavy Truck” means any of various forms of Vehicle for carrying goods and materials, which may consist of a self-propelled unit or a Trailer Vehicle(s) hauled by a tractor unit which has a licensed gross Vehicle weight in excess of 10,000 kg;

“Highway” means a street, road, lane, bridge, viaduct and any other way open to the use of the public, and includes any adjacent allowance, Boulevard or right of way;

“Highway-Railway Grade Crossing” means that part of the Highway that passes across a railway track or tracks at grade;

“Intersection” means the general area where two or more roads join or cross, within which are included the roadway and roadside facilities for Traffic movements and measured from edge of pavement and or gutter flow-line. The Intersection approach of an Intersection leg is used by Traffic approaching the Intersection;

“Motorized Mobility Aid” (MMA) means a personal mobility device powered by an electric motor intended for use by persons with physical mobility challenges. MMA’s are intended for use by one person in a normal seated orientation;

“Multi-Use Pathway” means a trail or other path, physically separated from motorized vehicular Traffic by an open space or barrier, either within a Highway right of way or within an independent right of way, and usable for transportation purposes;

“Panhandle” means to beg for or ask for money, donations, goods or other things of value, without consideration, whether by spoken, written or printed word or bodily gesture, but does not include soliciting for charitable purposes by an organization with permission to do so from the City;

“Parade” means any assembly or group of Pedestrians numbering more than 30, standing, marching or walking upon any Highway, or any assembly or group of Vehicles numbering more than 10, standing or moving on any Highway, except a funeral procession or members and Vehicles of Her Majesty's Armed Forces;

“Park” means allowing a Vehicle to remain stationary in one place, except:

- (a) while actually engaged in loading or unloading passengers or cargo; or,
- (b) when complying with a direction given by a peace officer or a Traffic Control Device;

“Passing” means the act of one Vehicle going past or overtaking another slower moving Vehicle, travelling in the same direction, on a Highway;

“Pedestrian” means a person on foot or a person in a non-motorized or motorized wheelchair or motorized mobility aid (MMA), carriage or sleigh;

“Rectangular Rapid Flashing Beacon” (RRFB) means high intensity beacons that flash in a rapidly alternating “wig-wag” and simultaneous flashing sequence to warn Drivers of the presence of a Pedestrian or cyclist in the Crosswalk;

“Roundabout” means an Intersection with one-way circulation counter-clockwise around a central island where entering Traffic must yield the right of way to the Traffic circulating within the Intersection;

“Sidewalk” means a separated facility at the side of a street or roadway intended for use by Pedestrians;

“Small Wheeled Transport” means human-powered transportation, not including Mobility Aids, with smaller diameter wheels, including skateboards, foot operated scooters, roller skates, longboards, or similar devices;

“Speed Limit” means the maximum speed at which a Vehicle is legally permitted to travel, as within a specific area, on a certain Highway, or under given conditions;

“Stop” means:

- (a) when required, a complete cessation from vehicular movement; and,
- (b) when prohibited, any halting, even momentarily of a Vehicle, whether occupied or not, except when necessary to avoid conflict with other Traffic or in compliance with a direction given by a peace officer or Traffic Control Device;

- “Taxi” means a Vehicle that is designed to carry not more than 10 persons and that, with its Driver, is licensed and operated for hire;
- “Traffic” means and includes Pedestrians, ridden or herded animals, Vehicles and other conveyances, either singly or together, using a Highway for the purpose of travel;
- “Traffic Control Device” means a sign, signal, line, meter, pavement marking, space, barrier, or device, placed, painted or erected at the discretion of the Engineer, to guide, regulate, warn, direct, restrict, guide or prohibit the road user;
- “Truck Route” means a Highway, a portion of a Highway, or a series of connected Highways, designated and described as such in Schedule 6 of this Bylaw;
- “Tow Truck” means a Vehicle designed, equipped and used exclusively for towing and rendering assistance to Vehicles experiencing a defect or disability in their means of locomotion;
- “Trailer” means any Vehicle that is designed to be attached to a Vehicle to be drawn or propelled by the Vehicle;
- “Winter Tire” means a tire that is advertised, or represented by its manufacturer or a person in the business of selling tires, to be a tire intended principally for winter use and that provides or is designed to provide adequate traction in snow, ice, or mud, and is in such condition respecting tread, wear, and other particulars as the regulations under the Motor Vehicle Act may prescribe; and,
- “Vehicle” means a device in, on or by which a person or thing is or may be transported or drawn on a Highway, except a device designed to be moved by human power or used exclusively on stationary rails or tracks.

## **APPLICATION**

### **USE OF ANIMALS**

4. A person riding an animal or driving an animal-drawn Vehicle upon a Highway has all the rights, and is subject to all the duties that a Driver of a Vehicle has under this Bylaw.

### **AUTHORITY OF OFFICERS AND EMPLOYEES**

5. Where, pursuant to this Bylaw, an officer or employee of the City is empowered to make an order respecting a matter, that power includes the power to rescind, revoke, amend, or vary the order.
6. Council may appoint Bylaw Enforcement Officers to enforce the provisions of this Bylaw and for the purposes of this Bylaw members of the Chilliwack Detachment of the Royal Canadian Mounted Police are Bylaw Enforcement Officers.
7. Every officer and member of the City Fire Department, while in the course of attending upon any fire or emergency, is appointed a Bylaw Enforcement Officer for the purposes of this Bylaw.
8. Every Bylaw Enforcement Officer is authorized to take such course of action as they may deem necessary to regulate and control Traffic during times of emergency or where the attendance of emergency equipment is required.

## USE OF HIGHWAYS

### SIGNS ON OR OVER HIGHWAY

9. No person shall erect or maintain, or cause to be erected or maintained, a sign, guidepost or other similar device, whether temporary, portable or permanent, on or over a Highway except in accordance with this Bylaw.
10. Every person wishing to erect a temporary sign on a Highway shall make application to the Engineer for a Highway Works Permit as set out in Schedule 1 of this Bylaw and pay the fee set out in that schedule and the Engineer, upon being satisfied that all applicable regulations, terms and conditions have been met, shall issue the permit.
11. Signs, guideposts, or other similar devices erected or maintained in violation of this Bylaw may, at the discretion of the Engineer, be altered, repainted, torn down or removed without compensation to any person for any loss or damage which may result from the action.

### PARADES

12. No person shall hold or participate in a Parade on a Highway unless a permit has first been obtained pursuant to this Bylaw.
13. Every person wishing to hold a Parade on a Highway shall make application to the Engineer for a Highway Works Permit as set out in Schedule 2 of this Bylaw and pay the fee set out in that schedule and the Engineer, upon being satisfied that all applicable regulations, terms and conditions have been met, shall issue the permit.

### CONSTRUCTION

14. No person shall engage in road or utility construction, maintenance or repair, whether temporary or permanent, on a Highway except in accordance with this Bylaw.
15. Every person wishing to engage in road or utility construction, maintenance or repair shall make application to the Engineer for a Highway Works Permit as set out in Schedule 1 of this Bylaw.

### TEMPORARY BUSINESS AND SOLICITING

16. Council may grant approval to a person, group or organization to:
  - (1) operate a business on a temporary basis, on a Highway subject to the provisions of the City's Business Licence Bylaw and Zoning Bylaw, as amended; or,
  - (2) solicit for donations of money or material assistance for charitable or similar purposes subject to the terms and conditions set out in City's Policy Directives, as amended.

### CONVEYANCES

17. No person shall use skateboards, longboards, push scooters, roller blades, roller skates, ice skates, skis, snowboards or other similar conveyances on any Highway or Sidewalk in the prohibited area set out in Schedule 7 of this Bylaw.

- 18.** The Engineer may temporarily close any Highway or part of it for the purpose of permitting the use of conveyances prohibited under Section 17 and for that purpose may cause Traffic Control Devices to be erected, placed, marked or made temporarily inoperable as the Engineer deems necessary.

### **OBSTRUCTIONS**

- 19.** No owner or occupier of real property shall allow any obstruction to the line of vision from a Highway Intersection between the height of 0.5m and 3m above the average height of the crown of a Highway and within a 25m radius from the Intersection of the centrelines of the Highway if the obstruction reduces the sight distance to less than the minimum set out in Schedule 8 of this Bylaw.

### **MAINTAIN BOULEVARD AND SIDEWALK**

- 20.** Every owner or occupier of real property adjacent to a Boulevard, Sidewalk or public footpath on a Highway shall:
- (1) remove all snow and ice from the Sidewalk or public footpath as soon as practicable following a snowfall, icefall or frost within a reasonable time of its deposit, but in any case no later than noon on the day following its deposit; and,
  - (2) keep it clear of all litter, rubbish, debris and unsightly or overgrown vegetation.

### **PROHIBITED USES OF HIGHWAY**

- 21.** Except as herein provided, no person shall use any Highway for the purpose of performing any work or doing any act not associated with the normal use of a Highway or which in any way impedes or interferes with Traffic or defaces or injures a Highway.
- 22.** No person shall perform any work prohibited on a Highway unless that person has been issued a permit by the City.
- 23.** Without limiting the generality of Section 21, no person shall:
- (1) construct or install, or cause to be constructed or installed, any access culvert, bridge, Sidewalk or other access on or to any Highway except as permitted under this Bylaw;
  - (2) make any repairs to a Vehicle while it is upon any Highway other than such temporary repairs as are necessary for the removal of the Vehicle;
  - (3) engage in any sport, amusement, exercise or occupation on any Highway which may delay the passage of Traffic or cause any obstruction;
  - (4) build, construct, place, maintain, occupy or cause to be built, constructed, placed, maintained or occupied, any structure, object, substance, or thing which obstructs the free use of any Highway or encroaches upon it;
  - (5) lay, construct or reconstruct any Highway, or any Sidewalk which is on or adjacent to any Highway;
  - (6) place, throw, deposit or cause to flow upon any Highway or walkway:
    - (a) any noxious, offensive or filthy water or substance;
    - (b) any refuse, garbage, debris, bottle or container;

- (c) any rock, stone, earth or soil; or,
  - (d) any unlicensed or derelict Vehicle.
- (7) engage in Panhandling:
- (a) on any Highway which causes delay in the passage of Traffic;
  - (b) which interferes with safe movement of Traffic;
  - (c) which causes any obstruction; or,
  - (d) risks harm to the Panhandler themselves.

#### **REAL PROPERTY ADJOINING HIGHWAY**

24. No owner or occupier of real property adjoining a Highway shall allow or permit any earth, rock, log, stump, water or other fluid or material, to fall, slide, flow, accumulate or otherwise be deposited from the property upon the Highway, or having been so deposited, to remain on it.

#### **MATERIAL FALLING FROM VEHICLE**

25. Where any article, substance or material becomes loose or detached, or blows, spills or falls from any Vehicle on to any Highway, it shall be the duty of the Driver of the Vehicle to immediately take all necessary precautions to safeguard Traffic and to remove such material from the Highway.

#### **TOW TRUCK OPERATORS**

26. It shall be the responsibility of the Driver or operator of a Tow Truck removing from the Highway any Vehicle damaged in an accident or otherwise, to also remove any dirt, broken glass, metal and debris deposited on the Highway as a result of the occurrence.

#### **NOISE ON HIGHWAY**

27. No person shall make or create any noise on a Highway, whether from a Vehicle or not, which disturbs or tends to disturb the quiet, peace, rest, enjoyment, comfort or convenience of the neighbourhood, or of persons in the vicinity, or which Council believes is objectionable or liable to disturb the quiet, peace, rest, enjoyment, comfort or convenience of individuals or the public.
28. Council may, on application by a person wishing to operate a Vehicle while using a public address system or other sound producing device, permit such activity on a Highway subject to such terms and conditions as Council may prescribe.

#### **WILLFUL DAMAGE**

29. No person shall deface any Highway in any manner or damage, modify, alter or remove any Boulevard, tree, shrub, plant, bush, hedge, fence or Highway lighting adjacent to any Highway.

#### **PRIVATE ROADS**

30. The owner of a private road or Highway shall maintain it in a clean, fit and safe condition and shall display suitable thoroughfare signs.

## TRAFFIC REGULATION

### TRAFFIC CONTROL DEVICES

31. The Engineer may order the erection and placement of Traffic Control Devices upon any Highway to give effect to this Bylaw and to the amended.
32. The Chief of Police may order the erection and placement of temporary Traffic Control Devices upon any Highway to give effect to this Bylaw and to the *Motor Vehicle Act*, as amended.
33. Except where otherwise directed by a peace officer, a person authorized by a peace officer or a flag person, every Driver of a Vehicle and every Pedestrian shall obey the directions and instructions of a Traffic Control Device.
34. No person shall interfere in any way with any Traffic Control Device, including road markings, signal, barrier, signage and delineators, whether temporary or permanent, which has been erected or placed pursuant to this Bylaw.
35. When a steady green ball indication alone is shown by a Traffic Control Device:
- (1) the Driver of a Vehicle approaching the signal,
    - (a) may, when safe to do so, proceed straight through the Intersection or may turn left or right unless a Traffic Control Device at such place, prohibits either such movement (the through movement may be prohibited at the start of an opposing one-way street); or,
    - (b) shall yield the right of way to other Vehicles lawfully within the Intersection and to Pedestrians still in the roadway or within a Crosswalk controlled by the signal.
  - (2) a Pedestrian facing the steady green ball indication, subject to a Pedestrian control signal or Traffic Control Device directing them otherwise, may proceed across the roadway when safe to do so, within a marked or unmarked Crosswalk and while so proceeding has a right of way over all Vehicles.
36. When a steady amber ball indication is shown by a Traffic Control Device:
- (1) the Driver of a Vehicle approaching the signal shall Stop the Vehicle if safe to do so; otherwise, may proceed with caution;
  - (2) a Pedestrian facing the steady amber ball indication shall not begin to cross the roadway unless a Traffic Control Device permitting them to enter the roadway is shown.
37. When a steady red ball indication is shown by a Traffic Control Device:
- (1) the Driver of a Vehicle approaching the signal shall Stop the Vehicle at a clearly marked stop line, or if none, then immediately before entering the Crosswalk on the near side of the Intersection, or if none, then immediately before entering the Intersection and shall not proceed until a Traffic Control Device permitting the movement of the Vehicle in the Intersection is shown; the Driver may, after bringing



the Vehicle to a full Stop, and yielding the right of way to Pedestrians and other Vehicles lawfully within the Intersection,

- (a) turn to the right, provided that such turns are not prohibited by regulation or a Traffic Control Device; or,
  - (b) turn to the left from a one-way street into a one-way street, provided that such turns are not prohibited by regulations or a Traffic Control Device.
- (2) a Pedestrian facing the steady red ball indication shall not begin to cross the roadway unless a Traffic Control Device permitting the Vehicle to enter the roadway is shown.

**38.** When a flashing red ball indication is shown by a Traffic Control Device,

- (1) the Driver of a Vehicle approaching the signal:
  - (a) shall Stop the Vehicle at a clearly marked stop line, or if none, then immediately before entering the Crosswalk on the near side of the Intersection, or if none, then before entering the Intersection; and,
  - (b) having Stopped, shall yield the right of way to all Traffic lawfully in the Highway or in a Crosswalk in the vicinity of the signal, and may then, when safe to do so, proceed with caution.
- (2) a Pedestrian facing the flashing red ball indication may proceed across the roadway with caution within the Crosswalk.

**39.** When alternating flashing red ball indications are shown by a Highway-Railway Grade Crossing signal or a crossing gate is lowered or descending, the Driver of a Vehicle, or a Pedestrian, approaching the Highway-Railway Grade Crossing:

- (1) shall Stop clear of the descending gate, or if none, at a clearly marked stop line, or if none, then not less than 5m before the nearest rail;
- (2) having Stopped, shall yield the right of way to all rail Traffic on the rail line, and shall proceed with caution only after the gate has risen, or, if no gate is present, then only if:
  - (a) the signals have ceased operation;
  - (b) being signalled to proceed by an authorized person; or,
  - (c) it is safe to do so.

- 40.** When a flashing amber ball indication is shown by a Traffic Control Device:

  - (1) the Driver of a Vehicle approaching the signal may enter the Intersection only with caution and shall yield the right of way to Traffic lawfully in the Intersection or in a Crosswalk in the vicinity of the signal; or,
  - (2) a Pedestrian facing the flashing amber ball indication may proceed across the roadway with caution within the Crosswalk.
- 41.** When a steady green arrow indication is shown by a Traffic Control Device:

  - (1) the Driver of a Vehicle approaching the signal may, when safe to do so, enter the Intersection to make the movement indicated by the arrow, but shall yield the right of way to Pedestrians lawfully in an adjacent Crosswalk and to other Traffic lawfully within the Intersection; or,
  - (2) a Pedestrian facing the steady green arrow indication shall not commence to cross the Highway until a Traffic control signal permitting them to enter the Highway is shown.
- 42.** When a flashing green arrow is shown at an Intersection by a Traffic Control Device:

  - (1) the Driver of a Vehicle approaching the signal may, when safe to do so, enter the Intersection only to make the movement indicated by such arrow, but shall yield the right of way to Pedestrians and other Traffic lawfully within the Intersection; or,
  - (2) a Pedestrian facing the flashing green arrow indication shall not commence to cross the Highway until a Traffic control signal permitting them to enter the Highway is shown.
- 43.** When a steady amber arrow indication is shown by a Traffic Control Device:

  - (1) the Driver of a Vehicle approaching the signal shall Stop the Vehicle if able to do so safely; otherwise, may only proceed with caution; or,
  - (2) a Pedestrian facing the steady amber arrow indication shall not enter the Highway unless a Traffic control signal permits them to enter the Highway is shown.
- 44.** Where Traffic Control Devices at an Intersection are not in operation, the Driver must bring the Vehicle to a Stop and yield the right of way to a Vehicle approaching on the right which has reached the Intersection before their Vehicle, except where an alternative method of traffic control replaces the traffic control signal or otherwise directed by an authorized person.
- 45.** Where a Pedestrian Traffic Control Device is present:

  - (1) when the walking person or “walk” indication is shown, a Pedestrian facing the signal may, when safe to do so, proceed across the roadway in the direction of the signal and, while so proceeding, has the right of way over all Vehicles;
  - (2) Pedestrians facing the flashing hand or flashing “don’t walk” indication must not enter the Crosswalk or Highway in the direction of the Pedestrian control signal. Pedestrians who are in the Crosswalk may complete their crossing to the designated refuge area or if a refuge area is not present, the other side of the Highway, and continue to have the right of way over other Traffic in the Intersection;

- (3) Pedestrians facing the steady hand or steady “don’t walk” indication must not enter the Crosswalk or Highway in the direction of the Pedestrian control signal. Pedestrians who are in the Crosswalk may complete their crossing to the designated refuge area or if a refuge area is not present, the other side of the roadway, and continue to have the right of way over other Traffic in the Intersection; or,
  - (4) Pedestrian countdown signals supplement the flashing hand or flashing “don’t walk” indicators with a numeric countdown of the number of seconds remaining in the flashing hand or flashing “don’t walk” indications.
- 46.** When audible Pedestrian Traffic Control Devices are present for a Pedestrian traveling in the north-south direction, the bird call “cuckoo” is used. For a Pedestrian traveling in the east-west direction, the “chirp” is used.
- (1) The audible indications for the start of walk are activated, a Pedestrian hearing the indication may proceed across the roadway in the direction of the indication and, while so proceeding, has the right of way over all Vehicles.
  - (2) When audible indications are not active, Pedestrians must not enter the Crosswalk or roadway. Pedestrians who are legally in the Crosswalk may complete their crossing to the designated refuge area, and continue to have the right of way over the other Traffic in the Intersection.
- 47.** When a Rectangular Rapid Flashing Beacon (RRFB) is present:
- (1) a Pedestrian or Cyclist may activate the Rectangular Rapid Flashing Beacon (RRFB) alternating “wig-wag” or irregular flash pattern by manually pressing the push button. After the “wig-wag” is activated, a Pedestrian or Cyclist shall not leave a curb or other place of safety and proceed into the path of a Vehicle that is so close that it is impracticable for the Driver of the Vehicle to yield. Once safe to do so, a Pedestrian or Cyclist may cross the Highway with caution within the Crosswalk or green bike lane;
  - (2) the Driver of a Vehicle approaching an activated or non-activated RRFB Crosswalk must Stop before the Crosswalk or green bike lane and yield to the right of way of a Pedestrian or Cyclist in or waiting to enter the Crosswalk. The Driver of a Vehicle may enter the Intersection with caution only after the Pedestrian or Cyclist has cleared the Crosswalk or green bike lane and shall yield the right of way to Traffic lawfully in the Intersection or in a Crosswalk in the vicinity of the RRFB Crosswalk; and,
  - (3) where a Vehicle is Stopped or slowing at the RRFB Crosswalk to permit a Pedestrian or Cyclist to cross the Highway, the Driver of any other Vehicle approaching from the rear shall not allow the front extremity of their Vehicle to pass beyond the front extremity of the other Vehicle.

## **ROUNDBABOUTS**

- 48.** Single-lane Roundabout:
- (1) while approaching a Roundabout, Drivers shall use guide signs, if available, to help choose their desired entrance and exit;
  - (2) while approaching a Roundabout, Drivers shall be aware of any Pedestrians approaching or crossing at the Crosswalk and the right of way;

- (3) Drivers shall proceed to the edge of the circulatory roadway and yield to Vehicles approaching from their immediate left before entering the Roundabout;
- (4) Drivers shall enter the Roundabout only once there is an acceptable gap in Traffic and it is safe to do so. Drivers must drive in the circulatory roadway in counter-clockwise direction;
- (5) Drivers shall indicate that they are planning to exit the Roundabout by signalling their intention to turn right after Passing the last exit before their desired exit;
- (6) upon exiting the Roundabout, Drivers shall be aware of any Pedestrians approaching or crossing at the Crosswalk and yield the right of way;
- (7) while in a Roundabout while an Emergency Vehicle is approaching, Drivers shall take the nearest exit and proceed to beyond the splitter island before pulling over as far to the right as possible where it is sufficiently wide to allow Emergency Vehicles to pass around. Drivers who have not yet entered the Roundabout should pull over as far to the right as possible and wait until the Emergency Vehicle has passed before entering;
- (8) Drivers of large Vehicles are allowed to use the inner or outer apron if one is available to help manoeuvre around the Roundabout;
- (9) Pedestrians shall cross using the designated Crosswalks. Pedestrians shall use the Pedestrian refuge to wait for an acceptable gap in Traffic to cross each direction of Traffic individually, or cross when allowed to do so by a yielding Driver;
- (10) Cyclists may position their Vehicle in such a manner as to “claim” the driving lane that they are using.

**49. Multi-lane Roundabout:**

- (1) the rules indicated under “Single-lane Roundabout” entries apply for Multi-lane Roundabouts;
- (2) Drivers shall proceed to the edge of the circulatory roadway and yield to Vehicles in all lanes approaching from their immediate left before entering the Roundabout;
- (3) unless signs or road markings indicate otherwise, Drivers should enter in the lane appropriate for the desired exit and follow the lane around the Roundabout in order to depart the Roundabout at that exit. In general, Drivers exiting to their immediate right or going straight thru must enter using the right most entry lane; and Drivers exiting at all other exits other than the first immediate right should use the left most entry lane. Drivers entering the Roundabout shall yield to all Traffic circulating in the Roundabout; and,
- (4) Drivers shall be aware of large Vehicles within a Roundabout such as commercial Vehicles and Emergency Vehicles as they may take up more than one entry lane and the entire circulatory Highway. Drivers shall keep a sufficient distance from large Vehicles within the Roundabout.

## PASSING

- 50.** No Driver shall drive a Vehicle on the left side of the centre of the Highway in Passing another Vehicle proceeding in the same direction unless the left side of the Highway is clearly visible and free from oncoming Traffic for a sufficient distance ahead to permit such Passing to be completely made without interfering with the safe operation of another Vehicle and when permitted to do so by a Traffic Control Device.
- 51.** All motorcycles are entitled to full use of a lane and no Vehicle shall be driven in such a manner as to deprive any motorcycle of the full use of a lane;
- (1) the operator of a motorcycle shall not pass a Vehicle in the same lane occupied by the Vehicle being overtaken unless a motorcyclist is Passing a Bicycle; and,
  - (2) no person shall operate a motorcycle between lanes of Traffic or between adjacent lines or rows of Vehicles.
- 52.** The Driver of a Vehicle Passing another Vehicle proceeding in the same direction shall:
- (1) signal their intention;
  - (2) pass to the left at a safe distance; and,
  - (3) return to the right side of the Highway only when safely clear of the overtaken Vehicle.
- 53.** No Driver of a Vehicle shall pass on the left of another Vehicle proceeding in the same direction which is making a left turn or its Driver has signalled their intention to make a left turn.
- 54.** The Driver of a Vehicle shall not pass upon the right of another Vehicle except:
- (1) when the other Vehicle is making a left turn or its Driver has signalled their intention to make a left turn;
  - (2) when on a multi-lane Highway where there are one or more unobstructed lanes available to Traffic moving in the direction of travel of the Vehicle; or,
  - (3) upon a one-way Highway where the roadway is of sufficient width for two or more lanes of moving Vehicles and the remaining lane is intended for use.
- 55.** Notwithstanding Section 54, the Driver of a Vehicle shall not pass another Vehicle on the right:
- (1) when the movement cannot be made safely;
  - (2) by driving off the Highway; or,
  - (3) in a school zone;
  - (4) when prohibited by a Traffic Control Device; or,
  - (5) in a lane designated for Bicycles.
- 56.** Every person in charge of a Vehicle on a Highway who is Passing a person travelling on a Bicycle shall, as nearly as may be practicable, leave a distance of not less than one metre between the Bicycle and the Vehicle and shall maintain that distance until safely past the Bicycle.

## LANES

- 57.** Where a Highway has been divided into signed or marked lanes for Traffic, a Vehicle shall be driven as nearly as may be practicable entirely within a single lane and shall not be moved from such lane until the Driver has first ascertained that such movement can be made safely.
- 58.** A Driver shall not drive from one lane to another without first signaling their intention to do so in the manner prescribed.
- 59.** The Driver of a Vehicle on a laned Highway:
- (1) may drive from one lane to another where one or more broken lines only exist between lanes;
  - (2) where a solid line and broken line exist together may, with caution, cross the solid line from the lane adjacent to which the broken line is located and cross back to re-enter the original lane of travel;
  - (3) may, with caution, cross a solid line when necessary to exit onto the shoulder, a private road or driveway or, when necessary, on entering the roadway from a shoulder, private road or driveway;
  - (4) subject to (2) and (3) above shall not drive from one lane to another across a solid line;
  - (5) notwithstanding (4) above, a Driver may with caution cross a solid line when necessary to enter a centre two-way left turn lane;
  - (6) if a Highway is marked with a solid double line, the Driver of a Vehicle must drive to the right of the line only; or,
  - (7) Subsection (6) does not apply if a driver is either avoiding an obstruction on the Highway or is causing the vehicle to enter or leave a Highway and the Driver ascertains that the movement can be made safely and without unreasonably affecting the travel of any other vehicle.
- 60.** Where a Highway has been divided into marked lanes for Traffic and where the centre lane has been designated for left turns by Traffic Control Devices, left turning Vehicles from both directions may use the designated lane to make left turns into adjacent properties.
- (1) Drivers making a left turn from the centre two-way left turn lane must enter the lane as close as practicable to the point where the left turn is to be made. A left turn shall not be made from any other lane;
  - (2) Drivers making a left turn from adjacent properties onto a Highway with a centre two-way left turn lane must ensure it is safe to proceed to cross across the through lanes on their left as well as through the centre two-way left turn lane before entering the travel lane for the through Traffic on their right; and,
  - (3) centre two-way left turn lanes are not to be used for Passing.

## **DRIVER SIGNALS**

- 61.** No person shall turn a Vehicle at an Intersection unless the Vehicle is in proper position upon the roadway or turn a Vehicle to enter a private road or driveway, or otherwise turn a Vehicle from a direct course or move right or left upon a Highway unless and until such movement can be made with reasonable safety, and without giving an appropriate signal to Traffic which may be affected by such movement.
- 62.** A signal of intention to turn left or right when required shall be given continuously for an adequate distance before making the turn to warn Traffic.
- 63.** No person shall cause a Vehicle that is Stopped, standing or Parked to turn into a lane of Traffic unless the movement can be made with reasonable safety and without giving a left turn signal or a right turn signal, whichever is appropriate, to the intended direction of travel.
- 64.** When a signal is required, the Driver shall give it by means of the Vehicle turn signals, and in the event of there being no Vehicle turn signals or they are inoperable, the Driver shall indicate their turn by means of their hand and arm by:
  - (1) when making a left turn, by extending the left arm horizontally beyond the left side of the Vehicle;
  - (2) when making a right turn, by extending the left arm vertically upwards, outside the left side of the Vehicle; or,
  - (3) when Stopping or suddenly decreasing speed, by extending the left arm diagonally downwards, outside the left side of the Vehicle.
- 65.** A mechanical or electrical signal device shall clearly indicate the intention to turn, shall be visible and understandable during day-time and night-time from the front and from the rear of the Vehicle for a distance of at least 30 meters, and shall be self-illuminated when used at any time from sunset to sunrise.

## **SPECIAL STOPS**

- 66.** A school crossing guard about to direct children across a Highway shall, prior to entering the Highway, display a school crossing stop sign, as prescribed by regulation, in an upright position so that it is visible to vehicular Traffic approaching from each direction.
- 67.** The Driver of any Vehicle Stopped for a school crossing may continue through the crossing when the crossing is clear of Pedestrians and when the school crossing guard no longer displays the school crossing stop sign.
- 68.** An authorized person, at a designated maintenance or construction site, in order to prevent injury or danger to persons or property, may direct Traffic by the use of Traffic Control Devices.
- 69.** No person shall drive a Vehicle in a designated construction or maintenance site in contravention of the Traffic Control Devices displayed by an authorized person.
- 70.** Where a school bus is Stopped on a Highway with red signal lights flashing alternately and a stop sign is displayed, the Driver of a Vehicle shall Stop the Vehicle not less than 5m before reaching the school bus and shall not proceed until the school bus resumes motion, or the signal lights cease to operate, or the stop sign is no longer displayed.

71. When a Driver is approaching a transit Vehicle from the rear and the transit bus displays a left turn signal indicating the intention to exit a bus stop and enter the travelled portion of the Highway adjacent to the bus stop, the Driver shall yield the right of way to the transit Vehicle by slowing down or Stopping if necessary.
72. No person operating a Vehicle shall pass a Stopped transit Vehicle that is loading or unloading passengers on that side of the transit Vehicle where the loading or unloading activity is occurring.

### **TRUCK ROUTES**

73. No person shall operate a Vehicle with a gross Vehicle weight exceeding 10,000 kg on any Highway other than on a Highway designated as a Municipal Truck Route as set out in Schedule 6 of this Bylaw.
74. Despite Section 73, a person driving a Heavy Truck may drive on a Highway other than a Truck Route:
  - (1) to obtain fuel, repairs, accommodation or food at commercial premises;
  - (2) to collect or deliver cargo; or,
  - (3) to supply a service provided that the person takes the shortest direct accessible connection between the nearest Truck Route and the destination and then returns to the Truck Route using the same connection. In the event that a person driving a truck has subsequent delivery or service calls to make in the same area, the Driver may proceed to this next destination along Highways other than a Truck Route and then, when finished, proceed by the most direct accessible route to the nearest Truck Route. If a Heavy Truck is permitted to be stored or Parked in accordance with any other applicable Bylaw at a location off a Truck Route, and the Heavy Truck conforms with all other Highway use regulations, but is not engaged in the transport of materials or any other things to or from the premises, a person may drive the truck to and from the place where it is stored or Parked and in doing so, shall drive it on the Highway forming the most direct accessible connection between the location where the truck is housed and the nearest Truck Route. The provisions of this section shall not relieve a person in charge or control of a Heavy Truck from compliance with other Parking and Traffic regulations.
75. Section 73 of this Bylaw shall not apply to:
  - (1) an Emergency Vehicle;
  - (2) a Vehicle lawfully engaged in Highway construction or maintenance, including travelling to or from the work site, where the site cannot be reached except by travelling on a portion of Highway not designated as a Municipal Truck Route; or,
  - (3) a Vehicle owned or operated by any municipal, provincial or federal government.



## **ENGINE BRAKES**

76. No person shall, except in the case of emergency, use an engine brake of any kind (including a Jacobs brake) to slow or Stop a Vehicle on a Highway within the City of Chilliwack boundaries.

## **SIZE AND WEIGHT RESTRICTIONS**

77. Except as authorized by permit in Schedule 2, as set out within this Bylaw, no person shall drive or operate a Vehicle or Combination of Vehicles exceeding the permitted limits of dimension, weight, load, drive axles, horsepower and other limits prescribed in the *Commercial Transport Act*, as amended.

## **ESCAPING OR INSECURE LOAD**

78. No person shall drive or operate on a Highway a Vehicle or Combination of Vehicles unless the load is secured in a manner which complies with the requirements of the *Motor Vehicle Act*, as amended.

## **TIRES**

79. No person shall drive or operate on a Highway a Vehicle or Combination of Vehicles unless equipped with tires which comply with the requirements of the *Motor Vehicle Act* Regulation, as amended.

## **WEIGHING**

80. Where directed by a peace officer, the Driver of a Vehicle on a Highway shall:
- (1) Stop the Vehicle for the purpose of weighing, measuring or inspecting the whole or part of the Vehicle or its load or for any other purpose pursuant to this Bylaw or the *Motor Vehicle Act*, as amended;
  - (2) drive the Vehicle to the nearest public scales for the purpose of weighing the Vehicle and load; or,
  - (3) rearrange the load upon the Vehicle, or remove the whole or part of the load, to comply with this Bylaw or the *Motor Vehicle Act*, as amended, before continuing to drive or operate the Vehicle.
81. Where directed by a Traffic sign on a Highway to drive over scales, the Driver of a Vehicle shall drive to the scales for the purpose of weighing, measuring or inspecting the whole or part of the Vehicle or its load or for any other purpose pursuant to this Bylaw or the *Motor Vehicle Act*, as amended.

## **SNOW VEHICLES**

82. No person shall, on any Highway or Sidewalk, drive, operate or ride a snowmobile or snow Vehicle except in times of emergency.

## **ANIMALS**

**83.** No person shall, on any Highway or Sidewalk:

- (1) leave any horse or other animal without it being tethered in a manner so as to prevent it from running away, or from moving onto the Highway in any way, or from obstructing any portion of the Highway or Sidewalk;
- (2) tie or fasten any animal to any Traffic sign, Parking meter, tree or any object which can be pushed or dragged onto a Highway or Sidewalk; or,
- (3) ride, lead or drive any animal unless the animal is being ridden, led or driven under the control of a competent person at all times.

## **ACTIVE TRANSPORTATION**

### **BICYCLE FACILITIES**

**84.** A person operating a Bicycle on a Highway:

- (1) has the same rights and duties as a Driver of a Vehicle;

### **BICYCLE FACILITIES (continued)**

- (2) must dismount when using a Sidewalk, unless otherwise directed by a Traffic Control Device;
- (3) must dismount to cross a Highway, unless at a Crosswalk marked with elephant’s feet;
- (4) who crosses or intends to cross a Highway as permitted at a Crosswalk marked with elephant’s feet must:
  - (a) enter the Crosswalk from the curb or the edge of the Highway;
  - (b) yield to Pedestrians in the Crosswalk; and,
  - (c) not ride into the path of a Vehicle that is so close that it is impractical for the Driver to yield the right of way.
- (5) must ride as near as practicable to the right side of the Highway, unless turning left or as otherwise directed by a Traffic Control Device;
- (6) must not perform or engage in any acrobatic or other stunt;
- (7) must not ride other than on or astride a regular seat of the Bicycle;
- (8) must not use the Bicycle to carry more persons at one time than the number for which it is designed and equipped;
- (9) must not ride abreast of another person operating a Bicycle on the Highway;
- (10) must keep at least one hand on the handlebars;
- (11) must give signal by hand and arm and shall do so in the following manner:
  - (a) when making a left turn, by extending the left arm horizontally;

- (b) when making a right turn, by extending the left arm vertically upwards, or by extending the right arm horizontally;
  - (c) when Stopping or suddenly decreasing speed, by extending the left arm diagonally downwards.
- (12) must not operate the Bicycle between a half an hour after sunset and a half an hour before sunrise, unless it has the following equipment:
  - (a) a lighted lamp mounted on the front and under normal atmospheric conditions, capable of displaying a white light visible at least 150m in the direction the Bicycle is pointed;
  - (b) a red reflector of a make or design approved by the Insurance Corporation of British Columbia under the *Motor Vehicle Act*, as amended; and,
  - (c) a lighted lamp, mounted and visible to the rear, displaying a red light.
- (13) must be equipped with a brake that will enable the person operating the Bicycle to make the braked wheels skid on dry, level and clean pavement;
- (14) must not operate a Bicycle without due care and attention or without reasonable consideration for other persons using the Highway or on a Sidewalk without due care and attention or without reasonable consideration for other persons using the Sidewalk;
- (15) except where otherwise authorized by this Bylaw, no person shall operate a Bicycle or ride as a passenger on a Bicycle on a Highway unless that person is properly wearing a bicycle safety helmet that is designated as an approved bicycle safety helmet or meets the standards and specifications of an approved bicycle safety helmet pursuant to the *Motor Vehicle Act*, as amended;
- (16) may use green bicycle lanes, which are designated for Bicycles only. Motorists are to continue in their lane as normal and follow regular Traffic rules; motorists are not permitted to cross into Bicycle Lanes unless turning into (or, out of) Intersection roadways, laneways, driveways after following regular Traffic regulations and it is safe to do so. Vehicle Parking is not permitted in any Bicycle Lane;
- (17) may use green bike boxes which are located after stop lines and wait ahead of Vehicles during a red light giving cyclists priority through the Intersection when the signal turns green. At a red light, Vehicles are required to Stop at the stop line behind the green bike box and must not Stop in the green bike box. Vehicles are not permitted to make right turns on red lights at Intersections with bike boxes. At a green light, Vehicles will proceed after cyclists through the Intersection as normal. Right turns can be made following regular Traffic rules by signalling and watching for oncoming Vehicles, Bicycles or Pedestrians. Cyclists intending to turn left at a red light will move into the green bike box and Stop; cyclists travelling through the Intersection will Stop within the green portion of the Bicycle Lane or the right side of the green bike box; cyclists making right turns can be made following regular Traffic rules signalling and being aware of other cyclists and Vehicles. Cyclists on a green light will proceed through the Intersection as normal following regular Traffic rules; and,

- (18) may share a lane with Vehicles when a symbol known as a sharrow indicates where cyclists should be positioned when in a shared lane. Sharrows provide the space needed to separate cyclists from Parking zones, Vehicle travelling lanes and, remind motorists that cyclists can utilize the same lane and should be expected on the Highway. Vehicles are to share the travel lane with the cyclist and only pass a Bicycle when safe to do so. Cyclists should position themselves on the Highway where the sharrow indicates while obeying the rules of the road and ensuring to leave space between the Bicycle and Parked cars to avoid dooring.
- 85.** Where a Highway has been divided into marked lanes for Traffic and one or more lanes has been designated for use by Bicycles by means of a Traffic Control Device, the lane so designated and indicated is reserved for the exclusive use of Bicycles and other permitted low-powered Vehicles motorized and non-motorized.
- 86.** Vehicles other than Bicycles and other permitted low-powered Vehicles may not drive, stand, Stop or Park in a Bicycle Lane except:
- (1) where the Bicycle Lane marking is dashed, Vehicles may, when safe to do so, merge into the Bicycle Lane for the purpose of making a turn; or,
  - (2) where the Bicycle Lane is located between the travel lane and the parking lane, Vehicles may, when safe to do so, cross the Bicycle Lane for the purpose of Parking the Vehicle.

#### **PEDESTRIAN FACILITIES**

- 87.** A Pedestrian must not:
- (1) cross a Highway contrary to the direction of a Traffic Control Device;
  - (2) walk on the Highway if there is a Pedestrian facility that is reasonably passable on either side of the Highway;
  - (3) be on a Highway to solicit from an occupant of a Vehicle a ride, employment or business; or,
  - (4) use a Highway without due care, attention and reasonable consideration for other persons using a Highway.
- 88.** A Driver including a cyclist shall:
- (1) exercise due care to avoid colliding with a Pedestrian who is upon a Highway; and,
  - (2) when necessary, give warning by sounding the horn or by an audible warning device.
- 89.** Where Traffic control signals are not in place or not in operation when a Pedestrian is crossing the roadway within a Crosswalk, a Driver shall yield the right of way to the Pedestrian in or waiting to enter the Crosswalk.
- 90.** A Pedestrian shall not leave a curb or other place of safety and walk or run into the path of a Vehicle that is so close that it is impracticable for the Driver of the Vehicle to yield.
- 91.** To enhance the safety of the crossing manoeuvre, Pedestrians may extend an arm in the direction they wish to cross the Highway and establish eye contact with approaching Drivers prior to leaving a place of safety.

92. Where a Vehicle is Stopped or slowing at a Crosswalk to permit a Pedestrian to cross the Highway, the Driver of any other Vehicle approaching from the rear shall not allow the front extremity of their Vehicle to pass beyond the front extremity of the other Vehicle.
93. The Engineer may establish Pedestrian crossings upon a Highway, and may establish Traffic Control Devices to regulate the use of the Pedestrian crossings.
94. Where a Pedestrian crossing exists across a Highway, no Pedestrian shall cross the Highway at any other place other than at the Pedestrian crossing within one block or 200m of the Pedestrian crossing, whichever is less. Every Pedestrian crossing a Highway at any point other than within a Crosswalk shall yield the right of way to all Vehicles on the Highway.
95. Council hereby vests in school children and others engaged in Traffic safety with respect to schools, the power to require Vehicles to Stop at Pedestrian crossings or other designated places on a Highway pursuant to the *School Act*, as amended, or appointment by the Chief of Police. No Driver of a Vehicle shall, during normal school hours of any day on which school is regularly held, overtake and pass any moving Vehicle while upon that portion of the Highway within 300m of the designated school Crosswalk or within a school zone. If there is no Pedestrian facility separated from the Highway, a Pedestrian must travel only on the extreme left side of the Highway or shoulder, facing Traffic approaching from the opposite direction.
96. Low Powered Vehicles. The Province of British Columbia regulates the use of all Vehicles (including low-powered) on the Highway and the Sidewalk adjacent to the Highway through the *Motor Vehicle Act*, as amended, and the City regulates through its Highway and Traffic Bylaw.

NON-MOTORIZED					
Mode	Highway (roadway)	Sidewalk	Multi-Use Pathways	Bicycle Lanes	Private Property
Wheelchair	Yes***	Yes	Yes	Yes*	Yes
Pedestrian	Yes***	Yes	Yes	Yes*	Yes
Bicycle	Yes	No**	Yes	Yes	Yes
Skateboard; Longboard; Push Scooter; Rollerblades; other Small Wheeled Transport	No	Yes**	Yes*	Yes	Yes
MOTORIZED					
Motorized wheelchair/mobility scooter	Yes***	Yes	Yes	Yes*	Yes
Electric-Motor Assisted Bicycle (total combined rated output of not more than 500 watts; max speed of 32 km/h)	Yes	No	Yes	Yes	Yes
Motorized skateboard; scooter	No	No	Yes	No	Yes
Segway	No	No	Yes	No	Yes
Hoverboard; self-balancing board	No	No	Yes	No	Yes
Limited Speed Motorcycle (no more than 50cc engine displacement or 1.5 kw motor rating; max speed of 70 km/h)	Yes	No	No	No	Yes
Motorbike	Yes	No	No	No	Yes
Golf Cart	No	No	No	No	Yes
Off-Road Vehicle (other)	No	No	No	No	Yes

\* *where signage or road markings permit*

\*\* *unless outlined in Highway and Traffic Bylaw and only if travelling at the rate of speed of Pedestrians, and without interfering with or endangering any other person using the Sidewalk or shared pathway*

\*\*\* *on road edge only facing Traffic; not permitted in travel lane*

### MULTI-USE PATHWAYS

97. A person operating a Bicycle or using Small Wheeled Transport on a Multi-Use Pathway:
- (1) must comply with the direction or regulations appearing on any Traffic Control Device relating to the Multi-Use Pathway;
  - (2) must yield the right of way to any Pedestrian;
  - (3) must operate the Bicycle or use Small Wheeled Transport as near as practicable to the right side, except when overtaking and Passing a Pedestrian, Cyclist or Small Wheeled Transport user; and,

- (4) must sound a horn or bell, or verbally notify the other users of the Multi-Use Pathway prior to overtaking and Passing any of them proceeding in the same direction; and must ride at a moderate rate of speed, and without interfering with or endangering any other person using the Multi-Use Pathway.

### **SPEED LIMITS**

- 98.** No person shall drive or operate a Vehicle on a Highway, at a rate of speed in excess of:
- (1) the posted Speed Limit;
  - (2) 50 km per hour on any Highway where there is no posted Speed Limit;
  - (3) 20 km per hour on a lane not exceeding 8m in width;
  - (4) 40 km per hour when Passing within 100m of a Stopped or Parked service Vehicle (including Tow Trucks) or Emergency Vehicles when the Stopped or Parked Vehicle is displaying flashing amber, red or blue lights;
  - (5) 30 km per hour unless otherwise indicated by a Traffic Control Device, in a zone where signs are posted indicating that the Highway is being repaired, widened, surveyed or marked;
  - (6) 30 km per hour between the hours of 7:30 am and 5:00 pm on a day school is regularly held, where signs are displayed stating a Speed Limit of 30 km per hour or on which the numerals “30” are prominently shown, while approaching, Passing or in the vicinity (as indicated by the signs) of the school to which the signs relate; and,
  - (7) 30 km per hour when approaching or Passing, between dawn and dusk, a public playground for children where signs are displayed stating a Speed Limit of 30 km per hour, or on which the numerals “30” are prominently shown.

### **WARNING DEVICES**

- 99.** No person shall interfere in any way with any barrier, lamp, sign or any other device lawfully placed upon any Highway at or near any excavation, construction or other work.

### **FOLLOWING FIRE APPARATUS AND CROSSING HOSE PROHIBITED**

- 100.** A Driver other than that of an Emergency Vehicle shall not follow fire apparatus closer than 150m or drive or Park within 150m of the place on the same Highway on which fire apparatus has Stopped due to activities related to Fire Department work.
- 101.** No person shall drive a Vehicle over an unprotected hose of the Fire Department when laid down on a Highway or private driveway at a fire or places of activity related to Fire Department work.

### **EXTRAORDINARY TRAFFIC**

- 102.** Where, in the opinion of the Engineer, a Highway may be damaged by Extraordinary Traffic the Engineer may regulate, limit or prohibit the use of the Highway by the Vehicle or Vehicles constituting the Extraordinary Traffic.

- 103.** Any person to whom Section 102 applies may make application to the Engineer for a Highway Use Permit on the form set out in Schedule 2 of this Bylaw and pay the fee set out in that schedule and in addition, pay a fee to the City as compensation for the damage or expense which may, in the opinion of the Engineer, be caused by the Extraordinary Traffic and the Engineer, upon being satisfied that all applicable regulations, terms and conditions have been met, shall issue the permit.

#### **CONTROLLED USE OF HIGHWAY**

- 104.** The Engineer may limit or prohibit the use of any Highway, including but not limited to:
- (1) prohibiting the use of or presence on a designated Highway, or part of it, by or of a designated Vehicle, or type of Vehicle, either at all times or at designated times;
  - (2) requiring, in view of prevailing road conditions and by causing the placement of Traffic Control Devices in the form of signs, that any Vehicle being driven or operated on a Highway be equipped with Winter Tires;
  - (3) specifying the maximum rate of speed at which any Vehicle may travel;
  - (4) requiring that any Vehicle be preceded or followed, or both, by a pilot car; and,
  - (5) requiring that any Vehicle be driven or operated on certain Highways only.
- 105.** The Engineer may close to Traffic or use, any Highway at a time and for a period of time and for classes of Traffic or use as in their opinion may be necessary for:
- (1) construction or protection of a Highway or other public work;
  - (2) the protection of persons using the Highway; or,
  - (3) the enabling of permitted Traffic to be handled safely and expeditiously.

#### **ACCESS TO HIGHWAY**

- 106.** No person shall construct or allow to be constructed any access to and from any Highway for adjacent real property, or any cattle guard, fence or gate across a Highway unless a permit has first been obtained pursuant to this Bylaw.
- 107.** Every owner of real property wishing to construct an access to and from a Highway, or a cattle guard, fence or gate across a Highway, shall make application to the Engineer for a Highway Works Permit on the form set out in Schedule 1 of this Bylaw and pay the fee set out in that schedule and the Engineer, being satisfied that all applicable regulations, terms and conditions have been met, shall issue the permit.

#### **PARKING REGULATION**

##### **DESIGNATED PARKING**

- 108.** The Engineer may establish the following designated parking stalls and parking zones:
- (1) loading zones, commercial loading zones, passenger zones and bus zones;
  - (2) disabled persons parking stalls;
  - (3) public parking passes for designated public parking lots;



- (4) Taxi stands; and,
- (5) electric Vehicle charging station.

### **STOPPING, STANDING AND PARKING**

**109.** Unless permitted by a Traffic Control Device, no person shall Stop, stand or Park a Vehicle:

- (1) upon any portion of a Highway marked for parallel Parking, other than between the lines or markings indicating the limits of a single stall, except where a Vehicle is longer than the length of the Parking stall in which case it may occupy no more than two stalls;
- (2) upon any portion of a Highway marked for angle Parking, other than between the lines or markings indicating the limits of a single stall and facing front of vehicle to curb unless otherwise signed and within 30cm of the curb;
- (3) in any passenger zone for a period longer than 5 minutes;
- (4) in any loading zone except while actually engaged in loading or unloading of goods or merchandise and then only for a maximum of 30 minutes;
- (5) in a bus zone within 10m of the approach of, or 7m beyond any bus stop sign; unless otherwise indicated by a Traffic Control Device;
- (6) in a stall designated for use by a Taxi unless the Vehicle is currently licensed to operate as a Taxi;
- (7) in a stall designated for use by physically disabled motorists unless a valid placard issued by the Social Planning and Research Council of British Columbia has been obtained and is displayed in the front windshield of the Vehicle;
- (8) on a Sidewalk or Boulevard;
- (9) in front of a public or private driveway;
- (10) within 5m of a fire hydrant, measured either side from the point at the curb or edge of the Highway, which is closest to the hydrant;
- (11) on a Crosswalk or within 6m of the approach side of a Crosswalk, flashing beacon, Stop sign or Traffic control signal located at the side of a Highway;
- (12) within 6m of either side of an entrance to or exit from a hotel, theatre, church, public meeting place, fire hall or playground;
- (13) within 15m of a rail of a railway crossing;
- (14) on a Highway for the principal purpose of:
  - (a) displaying the Vehicle for sale;
  - (b) advertising, greasing, painting, wrecking, storing or repairing a Vehicle, except where repairs are necessitated by an emergency; or,
  - (c) displaying signs.
- (15) alongside or opposite a Highway excavation or obstruction when such Stopping, standing or Parking obstructs Traffic;

- (16) on the Highway side of a Vehicle Stopped or Parked parallel to the curb or side of a Highway;
- (17) on a bridge or other elevated structure on a Highway, or in a Highway tunnel;
- (18) in a manner that obstructs the visibility of a Traffic Control Device;
- (19) on other than the right side of a two-way Highway, with the right hand wheels parallel to that side and where there is a curb, within 30cm of the curb;
- (20) on a Bicycle Lane;
- (21) in any lane in such a manner as to leave less than 3.5m of the travelled portion of the lane for the free movement of vehicular Traffic;
- (22) on the paved portion of any Highway without curbs where the pavement is 7.3m or less in width;
- (23) with a gross Vehicle weight exceeding 5,500 kg on any City public parking lot;
- (24) on a paved portion of any Highway for a continuous period in excess of seven days other than the zones indicated in Schedule 3 of this Bylaw where the time limit is reduced to a period of time no longer than 72 consecutive hours;
- (25) in an Intersection, or within 10m of an Intersection;
- (26) within 5m of a Canada Post Community Mailbox for any period of time exceeding five minutes unless otherwise directed by a Traffic Control Device, and measured either side from the point at the curb or edge of the Highway which is closest to the Canada Post Community Mailbox;
- (27) with improper or invalid number plates or validation decal; or,
- (28) in a cul-de-sac.

## EXEMPTIONS

**110.** Section 109 of this Bylaw shall not apply to:

- (1) an emergency Vehicle during the discharge of their duties;
- (2) a police Vehicle during the discharge of their duties;
- (3) a Vehicle owned or operated by a municipal, provincial or federal government during the discharge of their duties;
- (4) a Vehicle of a public utility corporation during the discharge of their duties;
- (5) a Tow Truck during the discharge of their duties;
- (6) a Department of National Defence motor Vehicle during the discharge of their duties;
- (7) a Vehicle used to service equipment in a business premises where it is not possible to service the equipment from another location; and,
- (8) an armoured Vehicle used for picking up or delivering cash and other securities; while the Vehicle is actually engaged in definite works of necessity requiring them to be Stopped or Parked in contravention of this Bylaw and provided that adequate warning flags, cones or lights are used where necessary.

## **VEHICLES, TRAILERS AND CYCLES**

- 111.** No person shall Stop, stand or Park upon any Highway:
- (1) any Trailer or other Vehicle designed for occupancy by persons or for the carriage of goods and merchandise unless it is capable of independent propulsion or is attached to a Vehicle mechanically capable of towing or pulling it at all times;
  - (2) any Combination of Vehicles, including any towing apparatus, in excess of 18.3m in length;
  - (3) any Vehicle or Trailer exceeding a gross Vehicle weight of 5,500 kg, where the adjacent real property is zoned “residential” pursuant to the City's Zoning Bylaw, as amended, between 7:00 pm and 7:00 am of the following day; and,
  - (4) any cycle except in an upright position in a stand designated and lawfully placed for such use.

## **REMOVAL OF PARKING TICKETS OR MARKINGS**

- 112.** No person shall:
- (1) remove any notice or ticket placed or affixed on a Vehicle by a Bylaw Enforcement Officer except the owner or operator of the Vehicle; or,
  - (2) remove, obliterate, or otherwise interfere with any marking placed on a Vehicle by a Bylaw Enforcement Officer for any purpose relating to this Bylaw.

## **TIME-LIMIT PARKING**

- 113.** No person shall Park a Vehicle in a stall for a period of time greater than the time indicated by the Traffic Control Device governing the stall except where the Vehicle is Parked in a public parking lot designated for the use of public parking passes and where a valid pass is displayed from the rear-view mirror of the Vehicle.
- 114.** Where the time limit for Parking in a stall has expired and a person requires further Parking, the person may:
- (1) Park the Vehicle in another stall located a minimum 50m from the stall vacated, or,
  - (2) occupy the same stall a minimum of 30 minutes after the stall is vacated.
- 115.** The Engineer may exempt any person or organization that the Engineer deems eligible from time restrictions by permitting the person or members of the organization to Park in time-limit parking stalls in excess of the posted time.

## **ENFORCEMENT**

### **BYLAW VIOLATION NOTICES**

- 116.** A Bylaw Enforcement Officer may issue a bylaw violation notice in the form substantially set out in Schedule 5 of this Bylaw for any violation of this Bylaw and where required, to attach the notice to a Vehicle.

**117.** A notice issued under Section 116 shall be deemed to be sufficiently served if the notice is signed by the issuing officer and is:

- (1) personally served to the person who is the subject of the notice or is the owner or operator of the Vehicle, Vehicle, chattel or obstruction which is the subject of the notice; or,
- (2) placed, affixed or attached to a Vehicle, Vehicle, chattel or obstruction which is the subject of the notice.

#### **RESPONSIBILITY OF VEHICLE OWNER**

**118.** Where there is a violation of this Bylaw with respect to a Vehicle, the person registered with the Superintendent of Motor Vehicles as the owner of the Vehicle shall be responsible for the violation and any fine or penalty incurred, whether or not they were in care and control of the Vehicle at the time the violation occurred.

#### **PAYMENT OF FINE**

**119.** Payment of a fine for a bylaw violation notice as set out in Schedule 4 of this Bylaw may be made in person at the City Hall, or by depositing the payment together with notice in the mail slot at City Hall, or by mail.

**120.** Where payment of a bylaw violation notice issued pursuant to this Bylaw is received by the City within three working days of the date of issue, the penalty shall be reduced by 50%.

#### **RIGHT TO DISPUTE**

**121.** Any person issued a bylaw violation notice pursuant to this Bylaw may appeal to the Bylaw Enforcement Office in writing within three days from the date the notice was issued, and who shall review and decide upon the appeal and the decision shall be final.

#### **IMPOUNDING**

**122.** Where any Vehicle, chattel or obstruction is occupying a Highway in violation of this Bylaw, the Bylaw Enforcement Officer may, in addition to or instead of any other power granted under this Bylaw, remove, detain or impound the Vehicle, chattel or obstruction.

#### **IMPOUND OF VEHICLES**

**123.** Where a licensed Vehicle or Vehicle is removed, detained or impounded pursuant to this Bylaw:

- (1) and is not redeemed by the registered owner within 24 hours of the impoundment, written notice shall be given to the owner of the Vehicle at the address shown on the records of the Superintendent of Motor Vehicles advising the owner of the seizure of the Vehicle and of the procedure to redeem it; and,
- (2) if the Vehicle is not claimed within 14 days of receipt of a notice given pursuant to subsection (a), it shall become the property of the City and may be disposed of by the City at its sole discretion.

## **IMPOUND OF CHATTELS AND OBSTRUCTIONS**

- 124.** Any chattel or obstruction removed, detained or impounded pursuant to this Bylaw:
- (1) may be recovered by the owner by paying the fees, costs and expenses set out in Schedule 4 of this Bylaw to the City and presenting the receipt and proof of ownership at the City public works yard or other place of storage as the City may designate, or by paying the contractor for the City at their place of business; and,
  - (2) if the chattel or obstruction is not claimed by its owner within 30 days of the date of impoundment, it shall become the property of the City and may be disposed of by the City at its sole discretion.

## **SALE OF IMPOUNDED PROPERTY**

- 125.** The proceeds from the sale of any Vehicle, chattel or obstruction impounded pursuant to this Bylaw shall be applied to the cost of selling it and to the fees, costs and expenses incurred by the City or its contractors in impounding it and the balance if any, shall be paid into the general revenue account of the City.

## **OFFENCE AND PENALTY**

- 126.** Every person who violates any provision of this Bylaw, or who allows or permits any act or thing to be done in violation of any provision of this Bylaw, or who neglects to or refrains from doing anything required to be done by any provision of this Bylaw, is guilty of an offence against this Bylaw and each day that a violation continues to exist is deemed to be a separate offence against the Bylaw.
- 127.** Every person who commits an offence contrary to the provisions of this Bylaw is liable upon summary conviction to a penalty of not more than \$10,000.00 in addition to the costs of the prosecution.
- 128.** Notwithstanding remedies, penalties and fines specified within this Bylaw, a person in violation of the regulations contained in this Bylaw may be subject to penalties specified in the City of Chilliwack “Municipal Ticket Information Bylaw” and Bylaw Notice Enforcement Bylaw, as amended.

## **SEVERABILITY**

- 129.** If any portion of this Bylaw is held invalid by a Court of competent jurisdiction, then that invalid portion must be severed and the remainder of this Bylaw must be deemed to have been adopted without the severed portion.

Received first and second reading on the 7<sup>th</sup> day of May, 2019.

Received third reading on the 7<sup>th</sup> day of May, 2019.

Received adoption on the 21<sup>st</sup> day of May, 2019.

Amendment Bylaw No. 4741 adopted on the 3<sup>rd</sup> day of September, 2019.

Amendment Bylaw No. 4732 adopted on the 15<sup>th</sup> day of September, 2020.

Amendment Bylaw No. 5312 adopted on the 2<sup>nd</sup> day of May, 2023.

“Ken Popove”

.....  
Mayor

“Jacqueline Morgan”

.....  
Corporate Officer

# Highway Works Application and Permit - Schedule 1 – Page 1



Engineering Department – 8500 Young Road | Chilliwack B.C. | V2P 8A4  
Tel: 604-793-2907 | Email: [engineeringinfo@chilliwack.com](mailto:engineeringinfo@chilliwack.com)

## APPLICATION INFORMATION

Application Date: \_\_\_\_\_

Company Name: \_\_\_\_\_

Address: \_\_\_\_\_ Postal Code: \_\_\_\_\_

Telephone Number: \_\_\_\_\_ Email: \_\_\_\_\_

## PROJECT INFORMATION

Lane Closure:  Full Road Closure:  Boulevard Only:

Address/Location of Project: \_\_\_\_\_

**Note: Application must be submitted 5 business days prior to commencement of work**

Start Date: \_\_\_\_\_ Start Time: \_\_\_\_\_

End Date: \_\_\_\_\_ End Time: \_\_\_\_\_

Site Supervisor: \_\_\_\_\_ Phone: \_\_\_\_\_

## PURPOSE OF PERMIT

Driveway/Culvert Crossing  Traffic Control  Oversize/Overweight Vehicle  Filming

Bin/Pod  Special Event  Other: \_\_\_\_\_

## DESCRIPTION OF WORK

\_\_\_\_\_  
\_\_\_\_\_  
\_\_\_\_\_

## APPLICATION CHECKLIST

*The following items are to be submitted with application:*

- Site map showing location and pertinent details.
- Traffic Control Plan in accordance with the Traffic Management Manual for Work on Roadways.
- Valid Chilliwack Business License
- Certificate of Insurance naming the City of Chilliwack as an additional insured with commercial liability insurance of not less than \$5 million and automobile liability insurance of not less than \$2 million for all owned and leased vehicles.
- For oversize/overweight vehicles please fill out and attach Schedule 2.

I HEREBY COVENANT to and with the City of Chilliwack that upon permission being granted to me pursuant to the City's

Consolidated: May 2, 2023



Highway and Traffic Bylaw to construct the works set out in this permit, I will construct it in accordance with the plans and specifications submitted as part of this application and to the satisfaction of the Engineer, and that I will observe, perform and carry out the regulations and provisions of all applicable City bylaws and the terms and conditions of this application and permit.

I HEREBY CERTIFY that I will indemnify and save harmless the City of and from all claims, damages and causes of action whatsoever including costs, which may be made, brought against or suffered by the City for or in respect of the construction, existence, maintenance or use, either directly or indirectly, of the work authorized by this permit.

I HEREBY REPRESENT that I have read, examined, and thoroughly understand the pertinent sections of all applicable City bylaws and the terms and conditions of this application and permit and that the statements made by me on this application are true to the best of my knowledge.

I HEREBY MAKE all efforts to avoid full or partial road closures on the day of the week in which the municipal collection of material at curbside occurs. In the event the closure prohibits collection, the applicant must relocate the curbside material to a location where the collection can occur.

I HEREBY MAKE all efforts to avoid full or partial road closures on City bus routes that adversely affect the bus route schedule or pick up location. In the event the closure is expected to delay the bus by 5 minutes or longer, the applicant must provide a traffic management plan to show an acceptable alternate route.

\_\_\_\_\_  
Month/Day/Year

\_\_\_\_\_  
Signature

**OFFICE USE ONLY**

PERMISSION IS HEREBY granted to construct the works set out in this permit pursuant to the City's Highway and Traffic Bylaw and all other applicable municipal bylaws.

\_\_\_\_\_  
\_\_\_\_\_  
\_\_\_\_\_

Permit fee of: \$ \_\_\_\_\_ paid.

\_\_\_\_\_  
Pre-Approval of Engineer

\_\_\_\_\_  
Month/Day/Year

\_\_\_\_\_  
Signature of Engineer



**OVERSIZE/OVERWEIGHT VEHICLES**

This permit is required for vehicles which exceed legal dimensions and weights as per Division 7 of the BC Commercial Transport Regulations.

**PROPOSED ROUTE:**

---

---

---

Vehicle Make: \_\_\_\_\_ Maximum Width: \_\_\_\_\_ metres

Vehicle Model: \_\_\_\_\_ Maximum Height: \_\_\_\_\_ metres

Vehicle Licence: \_\_\_\_\_ Maximum Length: \_\_\_\_\_ metres

Maximum Length of Combination Vehicles: \_\_\_\_\_ metres

Total Weight of Vehicles Including Load: \_\_\_\_\_ kilograms

Licensed GVW: \_\_\_\_\_

Pilot Cars required: 0 1 2 3 4 (*Circle one*)

Description of Load: \_\_\_\_\_

Applicant confirms they have verified the route clearances \_\_\_\_\_ (*initial*)

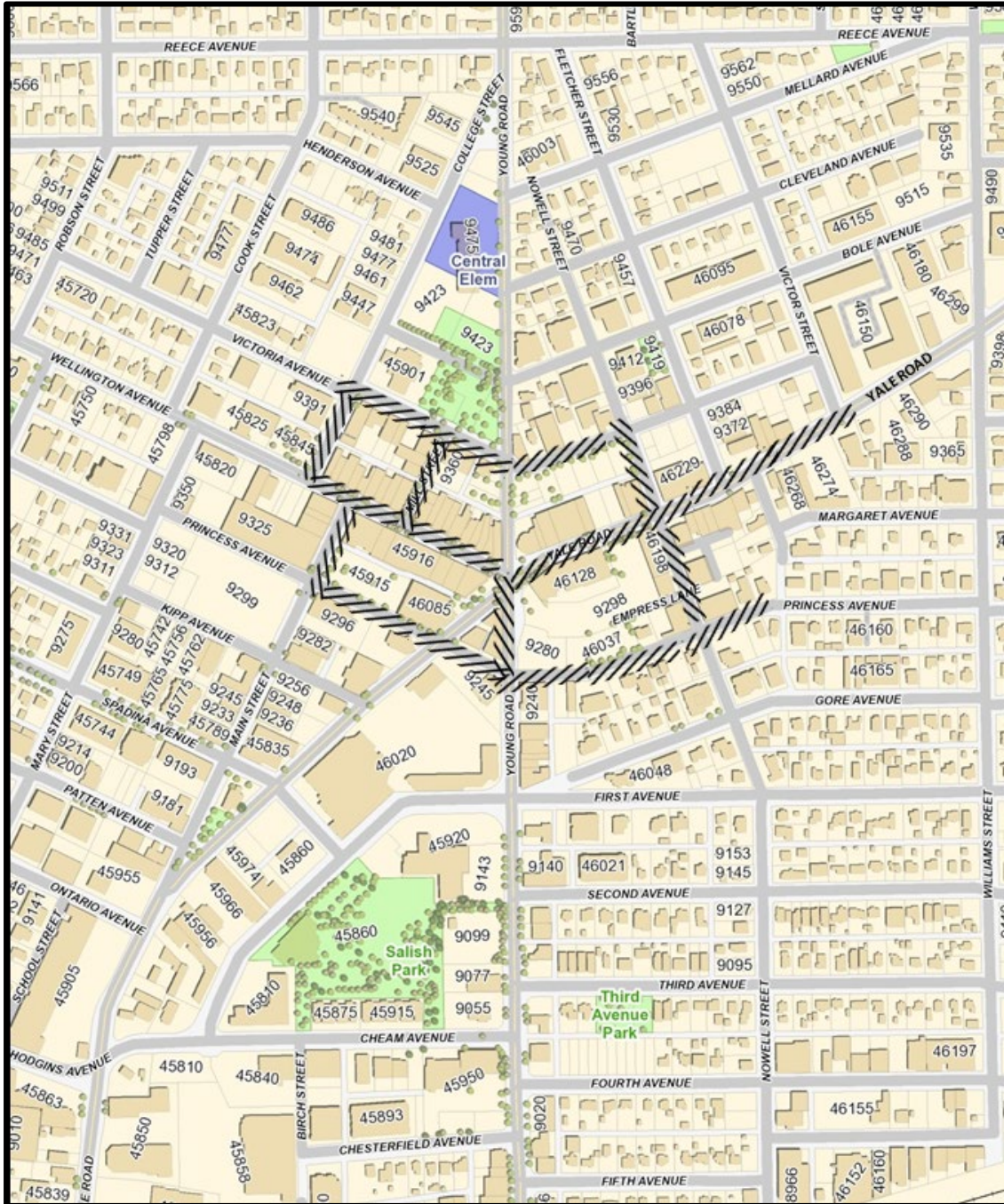
**OFFICE USE ONLY**

One day fee - \$10.00                       30 days fee - \$50.00                       One-year fee - \$200.00

Estimated damage fee \$ \_\_\_\_\_                       Security Deposit of \$ \_\_\_\_\_

Schedule 3 – (A) Downtown Chilliwack

TIME LIMIT PARKING ZONES – 72 CONSECUTIVE HOURS ONLY



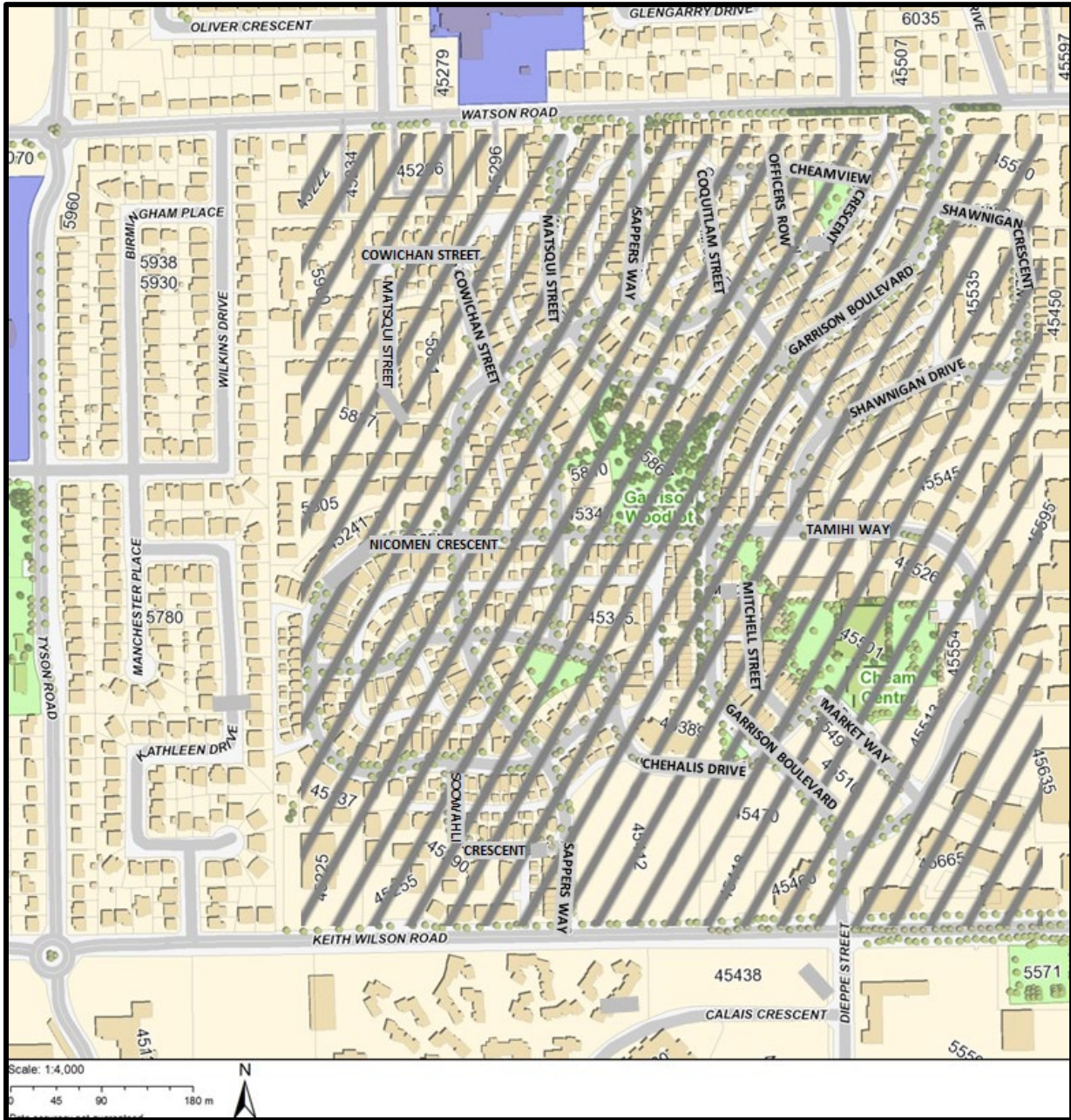
Schedule 3 – (B) Sardis

TIME LIMIT PARKING ZONES – 72 CONSECUTIVE HOURS ONLY



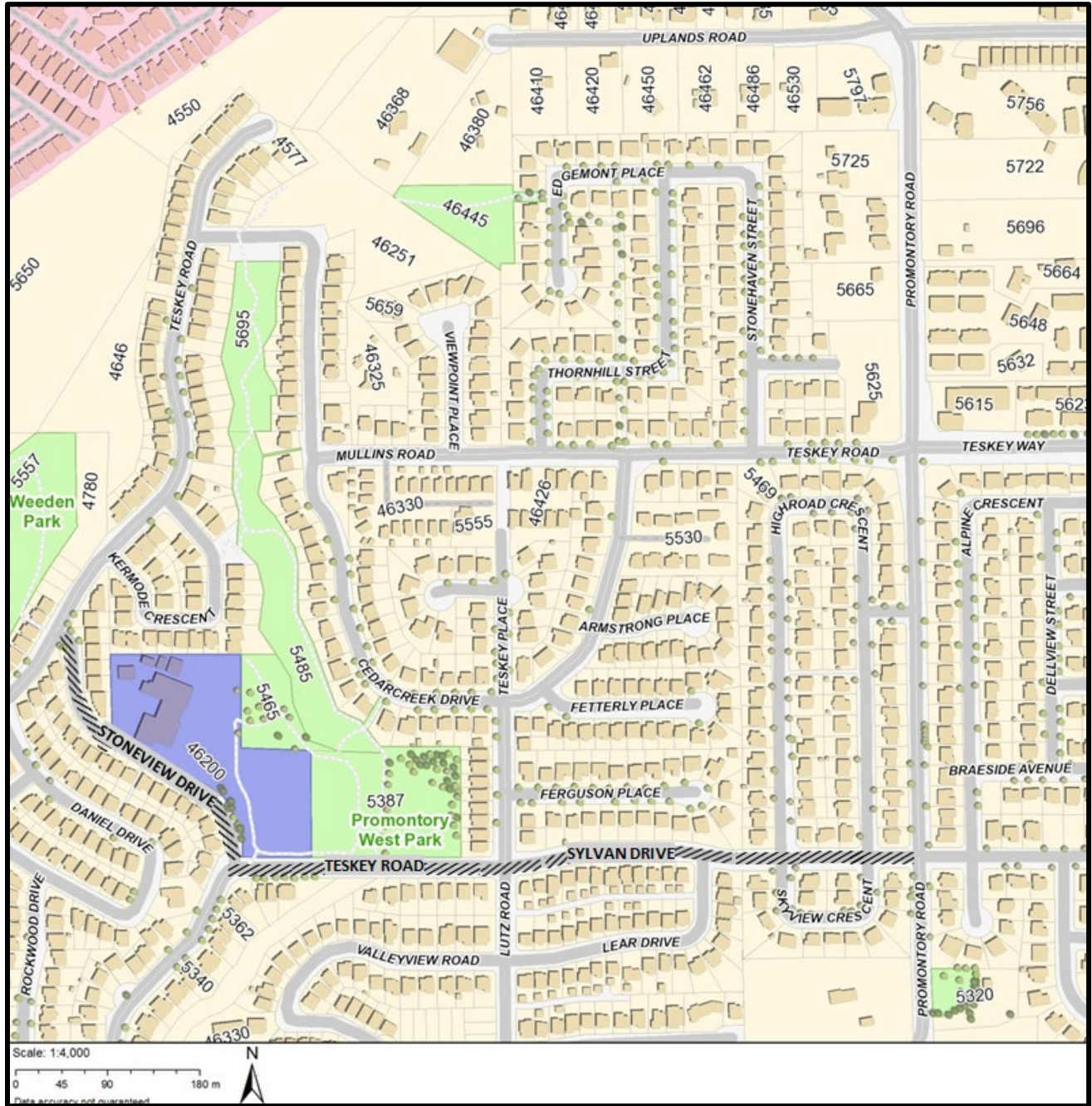
Schedule 3 – (C) Garrison

**TIME LIMIT PARKING ZONES – 72 CONSECUTIVE HOURS ONLY**



Schedule 3 – (D) Promontory

**TIME LIMIT PARKING ZONES – 72 CONSECUTIVE HOURS ONLY**



**Schedule 4**

**PENALTIES AND FEES**

**1. Penalties for Parking Violations:**

(1)	Parking Time Limit Violations	\$	20.00
(2)	Disabled Parking Stall Violations	\$	50.00
(3)	Loading Zone	\$	30.00
(4)	No Parking Zone	\$	30.00
(5)	All Other Parking Violations	\$	30.00

NOTE: Penalty for parking violations reduced by 50% if payment is received by the City within three working days.

**2. Penalties for Overweight Vehicles:**

Every person who drives or operates an overloaded Vehicle is liable to a fine of not less than \$100.00 and, in addition, to a penalty of \$10.00 per 100 kg, or part of it, of the gross weight in excess of that allowed by the regulations or a permit.

<b>3.</b>	<b>All Other Violations (other than M.T.I.)</b>	\$	100.00
<b>4.</b>	<b>Impound Fee</b>	\$	40.00

Schedule 5

**TICKET A - STANDARD BYLAW VIOLATION NOTICE**

**CITY OF CHILLIWACK  
BYLAW VIOLATION NOTICE**

Licence No.: \_\_\_\_\_ Colour: \_\_\_\_\_

Make: \_\_\_\_\_ Model: \_\_\_\_\_

Location: \_\_\_\_\_

Issue Date: \_\_\_\_\_ Time: \_\_\_\_\_ am/pm

The Enforcement Officer says that he or she has reasonable and probable grounds to believe and does believe, that the operator of the above-described vehicle did commit the offence indicated below, pursuant to the Highway and Traffic Bylaw of the City of Chilliwack:

- DISABLED PARKING \$ 50.00
- LOADING ZONE \$ 30.00
- NO PARKING ZONE \$ 30.00
- PARKING TIME LIMIT \$ 20.00
- OTHER PARKING VIOLATION \$ 30.00

Specify: \_\_\_\_\_

Issuing Officer: \_\_\_\_\_

**INSTRUCTIONS**

Payment may be made in cash or by direct payment, cheque or money order to:

CITY OF CHILLIWACK  
8550 Young Road, Chilliwack, B.C. V2P 8A4

**Note: If payment is received within three working days from the date of issue the penalty shall be reduced by 50%.**

- After-hours payment may be made by depositing this ticket along with payment in a sealed envelope marked “Bylaw Enforcement” in the mail slot at the City Hall.
- If you wish to dispute the allegation contained in this ticket you must file a Notice of Dispute within three working days from the date of issue at the City Hall, 8550 Young Road, Chilliwack B.C.
- Vehicles with two or more outstanding bylaw violations are subject to tow without further notice.

White - Office Copy No 030901

**Schedule 6**

**MUNICIPAL TRUCK ROUTES**

1. The following Highways or portions of Highways are designated as Municipal Truck Routes:

Airport Road .....	from Yale Road to Broadway Street
Annis Road.....	from Highway No. 1 to Yale Road
Ashwell Road.....	from Deans Avenue to Wolfe Road
Bailey Road.....	from Chilliwack River Road to Prest Road
Boundary Road .....	from No. 3 Road to Keith Wilson Road
Broadway Street.....	from Airport Road to Yale Road
Cheam Avenue.....	from Yale Road to First Avenue
Chilliwack Mountain Road .....	from Lickman Road to Schweyey Road
Chilliwack River Road.....	from Prairie Central Road to Promontory Road
Corbould Street .....	from Hodgins Avenue to Lewis Avenue
Eagle Landing Parkway .....	from Chilliwack Creek to Deans Avenue
Evans Road .....	from Tyson Road to Chilliwack Creek
First Avenue.....	from Cheam Avenue to Prest Road
Hodgins Avenue.....	from Ashwell Road to Corbould Street
Hope River Road.....	from Young Road to Menzies Street
Industrial Way.....	from Yale Road (west) to Lickman Road
Keith Wilson Road.....	from Boundary Road to Vedder Road
Lewis Avenue .....	from Corbould Street to Young Road
Lickman Road.....	from Keith Wilson Road to Chilliwack Mountain Road
Luckakuck Way .....	from Lickman Road to Young Road
Menzies Street.....	from Hope River Road to Yale Road
No. 3 Road .....	from Boundary Road to Yarrow Central Road
Prest Road .....	from Yale Road to Bailey Road
Progress Way .....	from Industrial Way to Lickman Road
Promontory Road .....	from Vedder Road to Sylvan Road
Schweyey Road.....	from Chilliwack Mountain Road to Wolfe Road
South Sumas Road .....	from Lickman Road to Tyson Road
Stevenson Road.....	from Evans Road to Chilliwack River Road
Sumas Prairie Road .....	from Keith Wilson Road to Yale Road
Teskey Way .....	from Bailey Road to Promontory Road
Tyson Road .....	from Keith Wilson Road to Evans Road
Vedder Mountain Road.....	from Vedder River to Yarrow Central Road
Vedder Road .....	from Vedder River to Highway No. 1
Wolfe Road .....	from Schweyey Road to Ashwell Road
Yale Road.....	from Industrial Way to eastern boundary
Yarrow Central Road .....	from Vedder Mountain Road to No. 3 Road
Young Road .....	from Prairie Central Road to Tower Road



Schedule 7

**PROHIBITED AREA FOR RESTRICTED CONVEYANCES**

1. The prohibited area for restricted conveyances includes the following Highways or portions of Highways:

Cheam Avenue

College Street.....from Wellington Avenue to Victoria Avenue

First Avenue.....from Young Road to Cheam Avenue

Fletcher Street .....from Victoria Avenue to Yale Road

Hodgins Avenue.....from Yale Road to Newman Road

Kipp Avenue .....from Mary Street to First Avenue

Main Street.....from Wellington Avenue to Yale Avenue

Mary Street.....from Hodgins Avenue to Wellington Avenue

Mill Street

Nowell Street .....from Victoria Avenue to Princess Avenue

Ontario Avenue

Patten Avenue .....from Main Street to Mary Street

Princess Avenue.....from Nowell Street to Mary Street

School Street .....from Hodgins Avenue to Ontario Avenue

Spadina Avenue .....from Mary Street to First Avenue

Victoria Avenue .....from College Street to Fletcher Street

Wellington Avenue .....from Mary Street to Young Road

Yale Road.....from Fletcher Street to Hodgins Avenue

Young Road .....from Victoria Avenue to Cheam Avenue

**Schedule 8**

**MINIMUM INTERSECTION SIGHT DISTANCE DIMENSIONS**

Design Speed km/h	Minimum Stopping Sight Distance (metres)	Minimum Approach Sight Distance (metres)	Minimum Departure Sight Distance (metres)	
			Left turn onto major road	Right turn onto or crossing major road
20		15		
30		25		
40	45	35		
50	65	40	105	95
60	85	50	130	110
70	110	60	150	130
80	140	70		
90	170	75		
100	200	85		

The dimensions noted above are for passenger cars on two lane roads.  
Other Vehicle types and Intersection configurations will require review by City staff.