

Presentation to Council

Chilliwack Child Care Needs Assessment & Strategy

March 17, 2020

Dr. Cherie Enns
Theresa Alexander
Danielle Collins

The cover of the report features the title 'Chilliwack Child Care Needs Assessment & Strategy' in green, with the period '2019-2029' below it. The design includes a yellow bird on a branch, green leaves, and a collage of colorful sticky notes with handwritten notes. The City of Chilliwack logo is at the bottom right.

Chilliwack Child Care
Needs Assessment & Strategy

2019-2029




CITY OF CHILLIWACK

2019 Community Child Care Planning Program


- UBCM Project Requirements
 - Child Care Inventory
 - Public Engagement
 - Space Creation Targets
 - Strategic Actions



Project Methods




60
Child Care
Provider
Survey



32
Children's
Drawing
Activity



3
Community
Events



343
Parent
Survey



4
Steering
Committee
Meetings



15
Informal
Interviews

Who Had Their Say?

- 581 Parents and Caregivers
- 69 Child Care Providers & ECEs
- 16 Community Partners & Stakeholders
- 57 Children



What Parents Had to Say



- Affordability Issues
- Shortage of Spaces
- Hours & Location
- Lack of Choice
- Quality & Supports
- Impact on Families



What Child Care Providers Had to Say

Primary Issue:

- Critical Staffing Shortage
- Difficulties Recruiting and Retention
- Need for Increased Wages

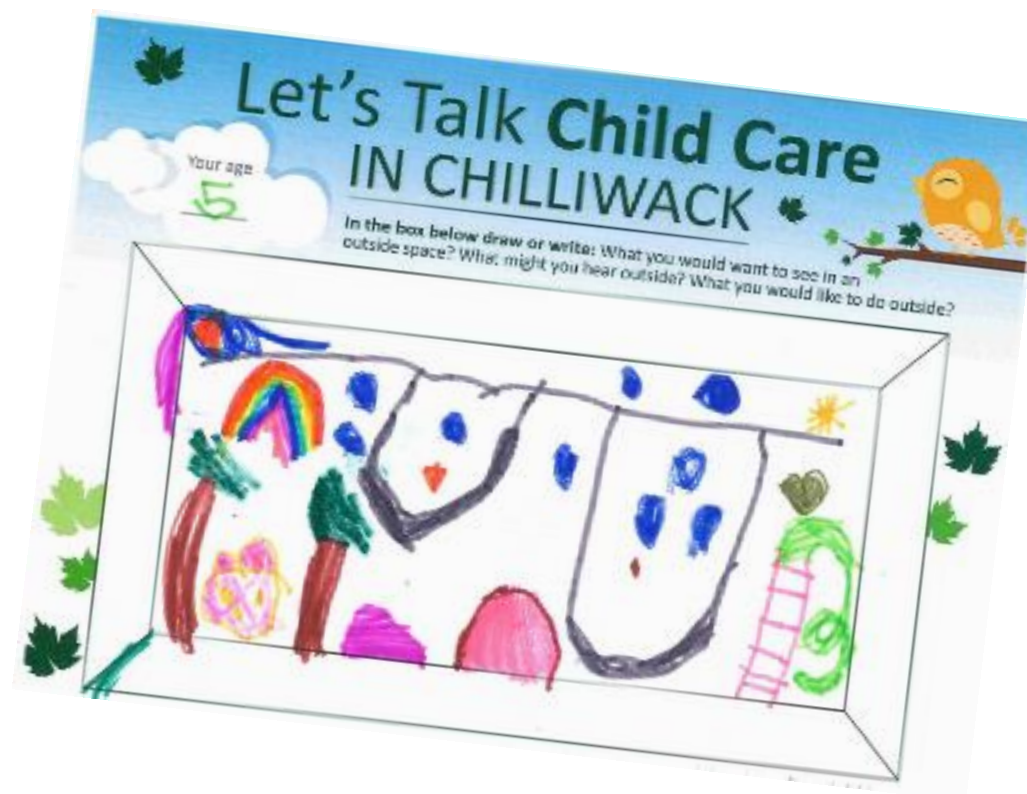


Secondary Issue:

- Securing Suitable Location
- Other needs related to physical space

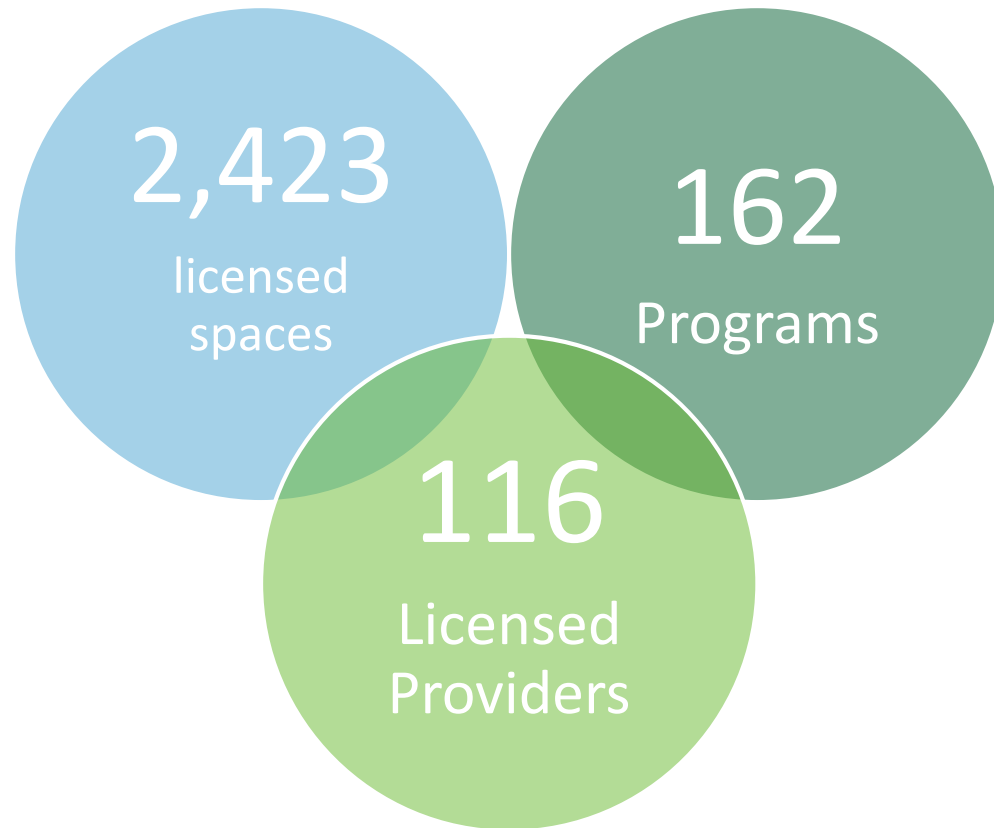
What did Children value?

- Indoor and Outdoor Play



Child Care Inventory Highlights

- 80% of spaces in group centres



- 20 Non-profit providers
- 1 Universal Prototype Site
- 3 First Nations Centres
- No Young Parent Program
- No Publicly Owned Facilities
- 7 churches
- 11 public schools
- 3 Private Schools

Key Findings: Child Care Needs

Engagement & Access Rates Indicates Greatest Need for:

- Infant/Toddler Spaces
- Before and After School

Chilliwack

17.8

British
Columbia

18.6

Canada

27.2

How accessible is child care in Chilliwack?

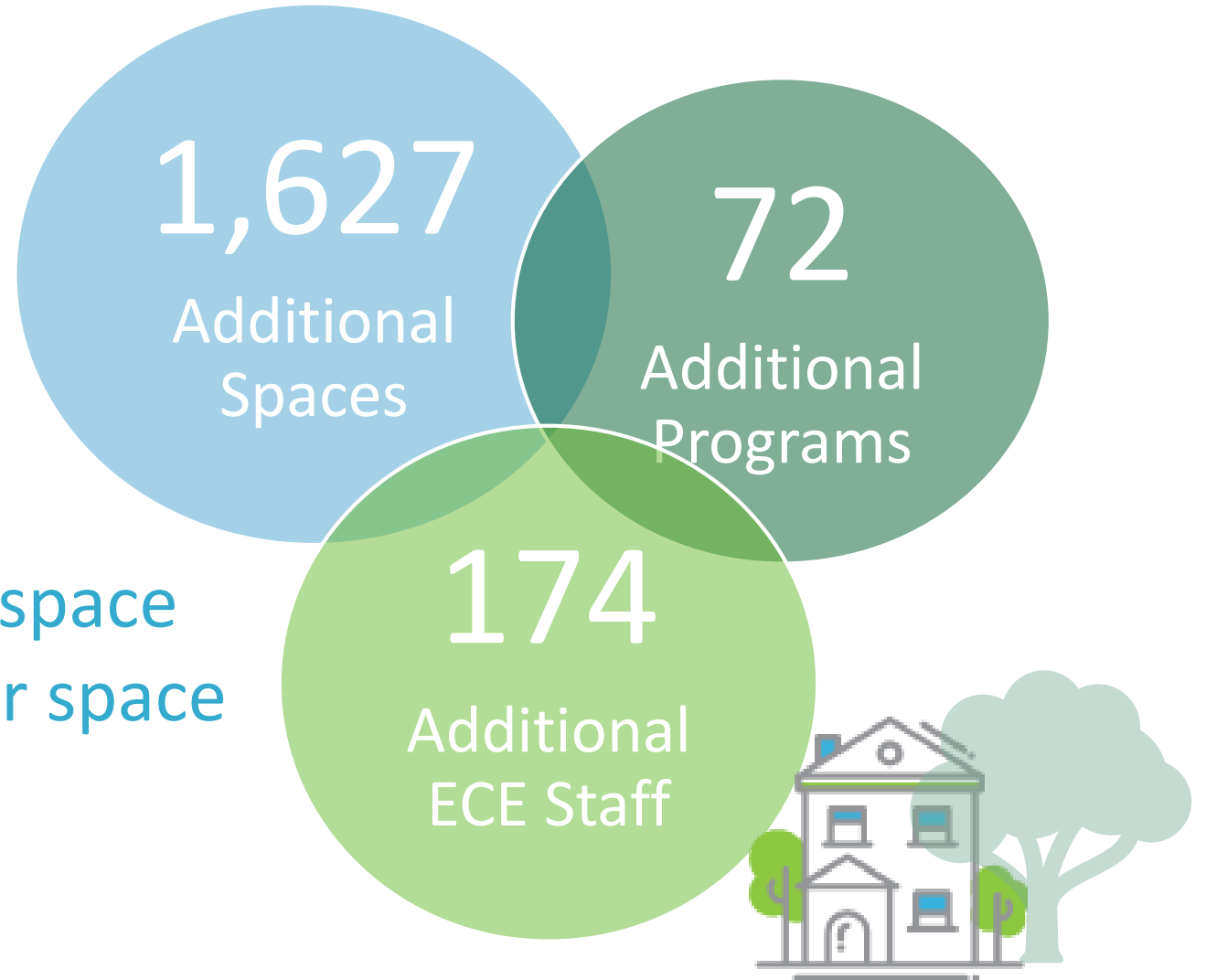
Child Care Access Rates for Chilliwack

Age Range	2016 Census Child Population	Total # of Child Care Spaces	Access Rate
Under 3 years	2950	421	14.3%
3 to 5 years (excluding pre-school spaces)	3,135	780	24.9%
3 to 5 years (<u>only</u> preschool spaces)	3,135	580	18.5%
School age - 12 years	7,790	692	8.2%
All Children 0 to 5 years	6085	1201	19.7%
All Children 0 to 12 years	13,875	1,893	17.8%

2029 Projected Child Care Needs

What is required to meet a 20% access rate for all children 0-12 by 2029?

- 6,020m² additional indoor space
- 9,762m² additional outdoor space





Four Strategic Directions




1.

Identify Opportunities for Advocacy, Partnerships and Collaboration Related to City Child Care Systems;



2.

Support the Creation of Additional Child Care Spaces;



3.

Improve Access for all Families to 'Child-Centric' Child Care throughout the City;



4.

Establish a Child Care Monitoring, Reporting and Information Framework.